

CUTTING PARAMETERS

MEXM2

	Material Group ISO 513		P2 P3 P4 K1 K2	P4 P5 K3	P6 K4	H1 H4 H5
	Hardness/Rm		≤1000 N/mm ²	≤35 HRC	35÷45 HRC	45÷55 HRC
	ap x ae		ap x D	ap x D	ap x D	ap x D
	Vc (m/min)		70÷90	50÷70	30÷50	20÷40
	D (mm)	ap (mm)	fz (mm/z)	fz (mm/z)	fz (mm/z)	fz (mm/z)
	0.3	0.02	0.004	0.004	0.003	0.003
	0.4	0.02	0.006	0.005	0.005	0.004
	0.5	0.03	0.007	0.006	0.006	0.005
	0.6	0.03	0.008	0.007	0.006	0.006
	0.8	0.04	0.010	0.009	0.008	0.007
	1	0.05	0.012	0.011	0.010	0.008
	1.2	0.06	0.022	0.020	0.018	0.015
	1.4	0.07	0.024	0.022	0.019	0.017
1.5	0.08	0.025	0.023	0.020	0.018	
1.6	0.08	0.026	0.023	0.021	0.018	
1.8	0.09	0.028	0.025	0.022	0.020	
2	0.10	0.030	0.027	0.024	0.021	

INFO

CARBIDE DRILLS

PU-HPU
TA-4HTA
SUH
ALH
HRC
SUH MINI
HL
HSD
C-SD-TA

HSS DRILLS

LFTA
SUTA
HSS-HSS/CO

CARBIDE END-MILLS

G2
MDTA
HF-VH/UP
MEF
ALU
MEX/MH
UH/MH

HSS END-MILLS

CARBIDE BURRS

CUTTING PARAMETERS

MEXM2SC

	Material Group ISO 513		P2 P3 P4 K1 K2	P4 P5 K3	P6 K4	H1 H4 H5		
	Hardness/Rm		≤1000 N/mm ²	≤35 HRC	35÷45 HRC	45÷55 HRC		
	ap x ae		ap x D		ap x D			
	Vc (m/min)		70÷110		40÷60		20÷40	
	D (mm)	ap (mm)	fz (mm/z)	fz (mm/z)	fz (mm/z)	fz (mm/z)		
	0.2	0.01	0.003	0.003	0.002	0.002		
	0.3	0.02	0.004	0.004	0.003	0.003		
	0.4	0.02	0.006	0.005	0.005	0.004		
	0.5	0.03	0.007	0.006	0.006	0.005		
	0.6	0.03	0.008	0.007	0.006	0.006		
0.8	0.04	0.010	0.009	0.008	0.007			
0.9	0.05	0.012	0.011	0.010	0.008			

INFO

CARBIDE DRILLS

PU-HPU
TA-4HTA
SUH
ALH
HRC
SUH MINI
HL
HSD
C-SD-TA

HSS DRILLS

LFTA
SUTA
HSS-HSS/CO

CARBIDE END-MILLS

G2
MDTA
HF-VH/UP
MEF
ALU
MEX/MH
UH/MH

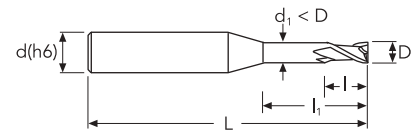
HSS END-MILLS

CARBIDE BURRS

INFO

MEXLN2

cylindrical shank, 2 flutes, extended and reduced neck

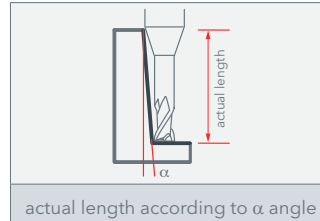


CARBIDE DRILLS

PU-HPU
TA-4HTA
SUH
ALH
HRC
SUH MINI
HL
HSD
C-SD-TA

P	M	K	N	S	H
★		★			★

★ 1st choice ☆ suitable



HSS DRILLS

LFTA
SUTA
HSS-HSS/CO

CARBIDE END-MILLS

G2
MDTA
HFVH/UP
MEF
ALU
MEX/MH
UH/MH

HSS END-MILLS

CARBIDE BURRS

D	D Tol.	C	C Tol.	d(h6)	l	l1	d1	L	z	30'	1°	1°30'	2°	3°	EDP No.	Stock
0.2	0/-0.010			4	0.3	0.5	0.16	50	2	0.57	0.59	0.61	0.63	0.68	MEXLN2002005	●
0.2	0/-0.010			4	0.3	1	0.16	50	2	1.09	1.12	1.16	1.21	1.30	MEXLN200201	●
0.2	0/-0.010			4	0.3	1.5	0.16	50	2	1.60	1.66	1.72	1.78	1.91	MEXLN2002015	●
0.3	0/-0.010			4	0.4	1	0.26	50	2	1.09	1.12	1.16	1.21	1.30	MEXLN200301	●
0.3	0/-0.010			4	0.4	2	0.26	50	2	2.12	2.19	2.27	2.35	2.53	MEXLN200302	●
0.3	0/-0.010			4	0.4	3	0.26	50	2	3.15	3.26	3.38	3.50	3.76	MEXLN200303	●
0.4	0/-0.010			4	0.6	2	0.37	50	2	2.12	2.19	2.27	2.35	2.53	MEXLN200402	●
0.4	0/-0.010			4	0.6	3	0.37	50	2	3.15	3.26	3.38	3.50	3.76	MEXLN200403	●
0.4	0/-0.010			4	0.6	4	0.37	50	2	4.19	4.33	4.49	4.65	5.00	MEXLN200404	●
0.4	0/-0.010			4	0.6	5	0.37	50	2	5.22	5.40	5.59	5.79	6.23	MEXLN200405	●
0.5	0/-0.010			4	0.7	2	0.45	50	2	2.16	2.23	2.31	2.40	2.57	MEXLN200502	●
0.5	0/-0.010			4	0.7	4	0.45	50	2	4.23	4.37	4.53	4.69	5.04	MEXLN200504	●
0.5	0/-0.010			4	0.7	6	0.45	50	2	6.29	6.51	6.74	6.98	7.51	MEXLN200506	●
0.5	0/-0.010			4	0.7	8	0.45	50	2	8.36	8.65	8.96	9.28	9.98	MEXLN200508	●
0.6	0/-0.010			4	0.9	2	0.55	50	2	2.16	2.23	2.31	2.40	2.57	MEXLN200602	●
0.6	0/-0.010			4	0.9	4	0.55	50	2	4.23	4.37	4.53	4.69	5.04	MEXLN200604	●
0.6	0/-0.010			4	0.9	6	0.55	50	2	6.29	6.51	6.74	6.98	7.51	MEXLN200606	●
0.6	0/-0.010			4	0.9	8	0.55	50	2	8.36	8.65	8.96	9.28	9.98	MEXLN200608	●
0.6	0/-0.010			4	0.9	10	0.55	50	2	10.43	10.79	11.17	11.57	12.44	MEXLN200610	●
0.7	0/-0.010			4	1.0	2	0.65	50	2	2.16	2.23	2.31	2.40	2.57	MEXLN200702	●
0.7	0/-0.010			4	1.0	4	0.65	50	2	4.23	4.37	4.53	4.69	5.04	MEXLN200704	●
0.7	0/-0.010			4	1.0	6	0.65	50	2	6.29	6.51	6.74	6.98	7.51	MEXLN200706	●
0.7	0/-0.010			4	1.0	8	0.65	50	2	8.36	8.65	8.96	9.28	9.98	MEXLN200708	●
0.7	0/-0.010			4	1.0	10	0.65	50	2	10.43	10.79	11.17	11.57	12.44	MEXLN200710	●
0.8	0/-0.010			4	1.2	4	0.75	50	2	4.23	4.37	4.53	4.69	5.04	MEXLN200804	●
0.8	0/-0.010			4	1.2	6	0.75	50	2	6.29	6.51	6.74	6.98	7.51	MEXLN200806	●
0.8	0/-0.010			4	1.2	8	0.75	50	2	8.36	8.65	8.96	9.28	9.98	MEXLN200808	●
0.8	0/-0.010			4	1.2	10	0.75	50	2	10.43	10.79	11.17	11.57	12.44	MEXLN200810	●
0.8	0/-0.010			4	1.2	12	0.75	50	2	12.49	12.93	13.38	13.87	14.91	MEXLN200812	●
0.9	0/-0.010			4	1.4	6	0.85	50	2	6.29	6.51	6.74	6.98	7.51	MEXLN200906	●
0.9	0/-0.010			4	1.4	8	0.85	50	2	8.36	8.65	8.96	9.28	9.98	MEXLN200908	●
0.9	0/-0.010			4	1.4	10	0.85	50	2	10.43	10.79	11.17	11.57	12.44	MEXLN200910	●
0.9	0/-0.010			4	1.4	15	0.85	50	2	15.6	16.14	16.71	17.31	18.61	MEXLN200915	●
1.0	0/-0.015			4	1.5	6	0.95	50	2	6.39	6.61	6.84	7.09	7.62	MEXLN201006	●
1.0	0/-0.015			4	1.5	8	0.95	50	2	8.46	8.75	9.06	9.38	10.09	MEXLN201008	●
1.0	0/-0.015			4	1.5	10	0.95	50	2	10.52	10.89	11.27	11.68	12.56	MEXLN201010	●
1.0	0/-0.015			4	1.5	12	0.95	50	2	12.59	13.03	13.49	13.97	15.02	MEXLN201012	●
1.0	0/-0.015			4	1.5	14	0.95	50	2	14.66	15.17	15.70	16.27	17.49	MEXLN201014	●
1.0	0/-0.015			4	1.5	16	0.95	50	2	16.73	17.3	17.92	18.56	19.96	MEXLN201016	●

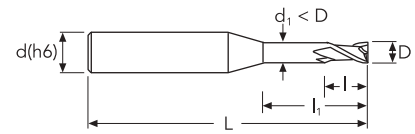
● stock standard ○ non-stock standard ▽ stock exhaustion

MEXLN2

cylindrical shank, 2 flutes, extended and reduced neck

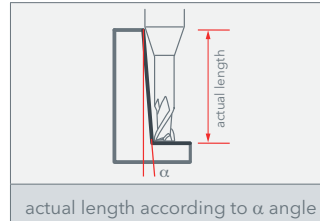


INFO



P	M	K	N	S	H
★		★			★

★ 1st choice ☆ suitable



D	D Tol.	C	C Tol.	d(h6)	l	l1	d1	L	z	30'	1°	1°30'	2°	3°	EDP No.	Stock
1.2	0/-0.015			4	1.8	6	1.15	50	2	6.39	6.61	6.84	7.09	7.62	MEXLN201206	●
1.2	0/-0.015			4	1.8	8	1.15	50	2	8.46	8.75	9.06	9.38	10.09	MEXLN201208	●
1.2	0/-0.015			4	1.8	10	1.15	50	2	10.52	10.89	11.27	11.68	12.56	MEXLN201210	●
1.2	0/-0.015			4	1.8	12	1.15	50	2	12.59	13.03	13.49	13.97	15.02	MEXLN201212	●
1.4	0/-0.015			4	2.1	6	1.35	50	2	6.39	6.61	6.84	7.09	7.62	MEXLN201406	●
1.4	0/-0.015			4	2.1	8	1.35	50	2	8.46	8.75	9.06	9.38	10.09	MEXLN201408	●
1.4	0/-0.015			4	2.1	10	1.35	50	2	10.52	10.89	11.27	11.68	12.56	MEXLN201410	●
1.4	0/-0.015			4	2.1	12	1.35	50	2	12.59	13.03	13.49	13.97	15.02	MEXLN201412	●
1.4	0/-0.015			4	2.1	16	1.35	50	2	16.73	17.3	17.92	18.56	19.96	MEXLN201416	●
1.5	0/-0.015			4	2.3	6	1.45	50	2	6.39	6.61	6.84	7.09	7.62	MEXLN201506	●
1.5	0/-0.015			4	2.3	8	1.45	50	2	8.46	8.75	9.06	9.38	10.09	MEXLN201508	●
1.5	0/-0.015			4	2.3	10	1.45	50	2	10.52	10.89	11.27	11.68	12.56	MEXLN201510	●
1.5	0/-0.015			4	2.3	12	1.45	50	2	12.59	13.03	13.49	13.97	15.02	MEXLN201512	●
1.5	0/-0.015			4	2.3	14	1.45	50	2	14.66	15.17	15.70	16.27	17.49	MEXLN201514	●
1.5	0/-0.015			4	2.3	16	1.45	50	2	16.73	17.30	17.92	18.56	19.96	MEXLN201516	●
1.5	0/-0.015			4	2.3	18	1.45	60	2	18.79	19.44	20.13	20.86	22.43	MEXLN201518	●
1.5	0/-0.015			4	2.3	20	1.45	60	2	20.86	21.58	22.35	23.15	-	MEXLN201520	●
1.6	0/-0.015			4	2.4	6	1.55	50	2	6.39	6.61	6.84	7.09	7.62	MEXLN201606	●
1.6	0/-0.015			4	2.4	8	1.55	50	2	8.46	8.75	9.06	9.38	10.09	MEXLN201608	●
1.6	0/-0.015			4	2.4	10	1.55	50	2	10.52	10.89	11.27	11.68	12.56	MEXLN201610	●
1.6	0/-0.015			4	2.4	12	1.55	50	2	12.59	13.03	13.49	13.97	15.02	MEXLN201612	●
1.6	0/-0.015			4	2.4	14	1.55	50	2	14.66	15.17	15.70	16.27	17.49	MEXLN201614	●
1.6	0/-0.015			4	2.4	16	1.55	50	2	16.73	17.30	17.92	18.56	19.96	MEXLN201616	●
1.6	0/-0.015			4	2.4	18	1.55	60	2	18.79	19.44	20.13	20.86	22.43	MEXLN201618	●
1.6	0/-0.015			4	2.4	20	1.55	60	2	20.86	21.58	22.35	23.15	-	MEXLN201620	●
1.8	0/-0.015			4	2.7	6	1.75	50	2	6.39	6.61	6.84	7.09	7.62	MEXLN201806	●
1.8	0/-0.015			4	2.7	8	1.75	50	2	8.46	8.75	9.06	9.38	10.09	MEXLN201808	●
1.8	0/-0.015			4	2.7	10	1.75	50	2	10.52	10.89	11.27	11.68	12.56	MEXLN201810	●
1.8	0/-0.015			4	2.7	12	1.75	50	2	12.59	13.03	13.49	13.97	15.02	MEXLN201812	●
1.8	0/-0.015			4	2.7	16	1.75	50	2	16.73	17.30	17.92	18.56	19.96	MEXLN201816	●
1.8	0/-0.015			4	2.7	20	1.75	60	2	20.86	21.58	22.35	23.15	-	MEXLN201820	●
2	0/-0.015			4	3	6	1.95	50	2	6.39	6.61	6.84	7.09	7.62	MEXLN202006	●
2	0/-0.015			4	3	8	1.95	50	2	8.46	8.75	9.06	9.38	10.09	MEXLN202008	●
2	0/-0.015			4	3	10	1.95	50	2	10.52	10.89	11.27	11.68	12.56	MEXLN202010	●
2	0/-0.015			4	3	12	1.95	50	2	12.59	13.03	13.49	13.97	15.02	MEXLN202012	●
2	0/-0.015			4	3	14	1.95	50	2	14.66	15.17	15.70	16.27	17.49	MEXLN202014	●
2	0/-0.015			4	3	16	1.95	50	2	16.73	17.30	17.92	18.56	-	MEXLN202016	●
2	0/-0.015			4	3	18	1.95	60	2	18.79	19.44	20.13	20.86	-	MEXLN202018	●
2	0/-0.015			4	3	20	1.95	60	2	20.86	21.58	22.35	23.15	-	MEXLN202020	●

CARBIDE DRILLS

PU-HPU
TA-4HTA
SUH
ALH
HRC
SUH MINI
HL
HSD
C-SD-TA

HSS DRILLS

LFTA
SUTA
HSS-HSS/CO

CARBIDE END-MILLS

G2
MDTA
HF-VH/UP
MEF
ALU
MEX/MH
UH/MH

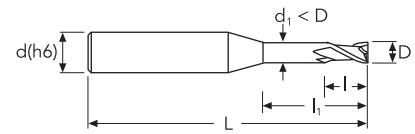
HSS END-MILLS

CARBIDE BURRS

INFO

MEXLN2

cylindrical shank, 2 flutes, extended and reduced neck

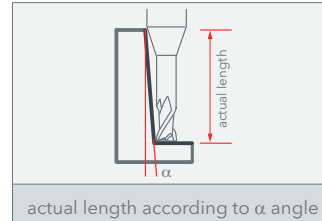


CARBIDE DRILLS

PU-HPU
TA-4HTA
SUH
ALH
HRC
SUH MINI
HL
HSD
C-SD-TA

P	M	K	N	S	H
★		★			★

★ 1st choice ☆ suitable



HSS DRILLS

LFTA
SUTA
HSS-HSS/CO

CARBIDE END-MILLS

G2
MDTA
HFVH/UP
MEF
ALU
MEX/MH
UH/MH

HSS END-MILLS

CARBIDE BURRS

D	D Tol.	C	C Tol.	d(h6)	l	l1	d1	L	z	30'	1°	1°30'	2°	3°	EDP No.	Stock
2	0/-0.015			4	3	25	1.95	75	2	26.03	26.93	27.88	-	-	MEXLN202025	●
2	0/-0.015			4	3	30	1.95	75	2	31.20	32.28	33.42	-	-	MEXLN202030	●
2.5	0/-0.020			4	3.7	8	2.40	50	2	8.46	8.75	9.06	9.38	10.09	MEXLN202508	●
2.5	0/-0.020			4	3.7	10	2.40	50	2	10.52	10.89	11.27	11.68	12.56	MEXLN202510	●
2.5	0/-0.020			4	3.7	12	2.40	50	2	12.59	13.03	13.49	13.97	-	MEXLN202512	●
2.5	0/-0.020			4	3.7	16	2.40	50	2	16.73	17.3	17.92	18.56	-	MEXLN202516	●
2.5	0/-0.020			4	3.7	20	2.40	60	2	20.86	21.58	22.35	-	-	MEXLN202520	●
2.5	0/-0.020			4	3.7	25	2.40	60	2	26.03	26.93	27.88	-	-	MEXLN202525	●
2.5	0/-0.020			4	3.7	30	2.40	75	2	31.20	32.28	-	-	-	MEXLN202530	●
3	0/-0.025			6	4.5	8	2.85	50	2	8.65	8.95	9.26	9.60	10.31	MEXLN203008	●
3	0/-0.025			6	4.5	10	2.85	50	2	10.72	11.09	11.48	11.89	12.78	MEXLN203010	●
3	0/-0.025			6	4.5	12	2.85	50	2	12.78	13.23	13.69	14.18	15.25	MEXLN203012	●
3	0/-0.025			6	4.5	14	2.85	50	2	14.85	15.36	15.91	16.48	17.72	MEXLN203014	●
3	0/-0.025			6	4.5	16	2.85	60	2	16.92	17.50	18.12	18.77	20.18	MEXLN203016	●
3	0/-0.025			6	4.5	18	2.85	60	2	18.99	19.64	20.34	21.07	22.65	MEXLN203018	●
3	0/-0.025			6	4.5	20	2.85	60	2	21.05	21.78	22.55	23.36	25.12	MEXLN203020	●
3	0/-0.025			6	4.5	25	2.85	75	2	26.22	27.13	28.09	29.10	-	MEXLN203025	●
4	0/-0.025			6	4.5	10	3.85	60	2	10.91	11.29	11.68	12.10	13.00	MEXLN204010	●
4	0/-0.025			6	4.5	15	3.85	60	2	16.08	16.63	17.22	17.84	19.17	MEXLN204015	●
4	0/-0.025			6	4.5	20	3.85	60	2	21.25	21.98	22.76	23.57	-	MEXLN204020	●
4	0/-0.025			6	4.5	25	3.85	75	2	26.41	27.33	28.29	-	-	MEXLN204025	●
4	0/-0.025			6	4.5	30	3.85	75	2	31.58	32.67	33.83	-	-	MEXLN204030	●
4	0/-0.025			6	4.5	40	3.85	75	2	41.92	43.37	-	-	-	MEXLN204040	●

● stock standard ○ non-stock standard ▽ stock exhaustion

CUTTING PARAMETERS

INFO

MEXLN2

Material Group ISO 513			P2 P3 P4 K1 K2	P4 P5 K3	P6 K4	H1 H4 H5	
Hardness/Rm			≤1000 N/mm ²		≤35 HRC	35÷45 HRC	45÷55 HRC
ap x ae			ap x D		ap x D	ap x D	ap x D
Vc (m/min)			70÷110		50÷90	40÷60	20÷40
D (mm)	l1 (mm)	ap (mm)	fz (mm/z)	fz (mm/z)	fz (mm/z)	fz (mm/z)	
0.2	≤ 6D	0.01	0.003	0.003	0.002	0.002	
	≤ 8D	0.01	0.003	0.002	0.002	0.002	
	≤ 10D	0.01	0.002	0.002	0.002	0.001	
	≤ 12D	0.01	0.002	0.001	0.001	0.001	
0.3	≤ 6D	0.02	0.004	0.004	0.003	0.003	
	≤ 8D	0.01	0.004	0.003	0.003	0.003	
	≤ 10D	0.01	0.003	0.003	0.003	0.002	
	≤ 12D	0.01	0.003	0.003	0.002	0.002	
0.4	≤ 6D	0.02	0.006	0.005	0.005	0.004	
	≤ 8D	0.02	0.005	0.005	0.004	0.004	
	≤ 10D	0.01	0.005	0.004	0.004	0.003	
	≤ 12D	0.01	0.004	0.004	0.003	0.003	
0.5	≤ 6D	0.03	0.007	0.006	0.006	0.005	
	≤ 8D	0.02	0.006	0.006	0.005	0.004	
	≤ 10D	0.02	0.006	0.005	0.004	0.004	
	≤ 12D	0.01	0.005	0.004	0.004	0.003	
0.6	≤ 6D	0.03	0.008	0.007	0.006	0.006	
	≤ 8D	0.03	0.007	0.006	0.006	0.005	
	≤ 10D	0.02	0.006	0.006	0.005	0.004	
	≤ 12D	0.02	0.006	0.005	0.004	0.004	
0.8	≤ 6D	0.04	0.010	0.009	0.008	0.007	
	≤ 8D	0.03	0.009	0.008	0.007	0.006	
	≤ 10D	0.03	0.008	0.007	0.006	0.006	
	≤ 12D	0.02	0.007	0.006	0.006	0.005	
1	≤ 6D	0.05	0.012	0.011	0.010	0.008	
	≤ 8D	0.04	0.011	0.010	0.009	0.008	
	≤ 10D	0.04	0.010	0.009	0.008	0.007	
	≤ 12D	0.03	0.008	0.008	0.007	0.006	
1.2	≤ 6D	0.06	0.022	0.020	0.018	0.015	
	≤ 8D	0.05	0.020	0.018	0.016	0.014	
	≤ 10D	0.04	0.018	0.016	0.014	0.012	
	≤ 12D	0.03	0.015	0.014	0.012	0.011	
1.4	≤ 6D	0.07	0.024	0.022	0.019	0.017	
	≤ 8D	0.06	0.022	0.019	0.017	0.015	
	≤ 10D	0.05	0.019	0.017	0.015	0.013	
	≤ 12D	0.04	0.017	0.015	0.013	0.012	
	≤ 15D	0.03	0.014	0.013	0.012	0.010	
≥ 15D	0.02	0.012	0.011	0.010	0.008		
1.5	≤ 6D	0.08	0.025	0.023	0.020	0.018	
	≤ 8D	0.06	0.023	0.020	0.018	0.016	
	≤ 10D	0.05	0.020	0.018	0.016	0.014	
	≤ 12D	0.04	0.018	0.016	0.014	0.012	
	≤ 15D	0.03	0.015	0.014	0.012	0.011	
≥ 15D	0.02	0.013	0.011	0.010	0.009		
1.6	≤ 6D	0.08	0.026	0.023	0.021	0.018	
	≤ 8D	0.07	0.023	0.021	0.019	0.016	
	≤ 10D	0.06	0.021	0.019	0.017	0.015	
	≤ 12D	0.04	0.018	0.016	0.015	0.013	
	≤ 15D	0.04	0.016	0.014	0.012	0.011	
≥ 15D	0.02	0.013	0.012	0.010	0.009		



CARBIDE DRILLS

- PU-HPU
- TA-4HTA
- SUH
- ALH
- HRC
- SUH MINI
- HL
- HSD
- C-SD-TA

HSS DRILLS

- LFTA
- SUTA
- HSS-HSS/CO

CARBIDE END-MILLS

- G2
- MDTA
- HF-VH/UP
- MEF
- ALU
- MEX/MH
- UH/MH

HSS END-MILLS

CARBIDE BURRS

INFO

MEXLN2

CARBIDE
DRILLS

PU-HPU
TA-4HTA
SUH
ALH
HRC
SUH MINI
HL
HSD
C-SD-TA



HSS
DRILLS

LFTA
SUTA
HSS-HSS/CO

CARBIDE
END-MILLS

G2
MDTA
HF VH/UP
MEF
ALU
MEX/MH
UH/MH

HSS
END-MILLS

CARBIDE
BURRS

Material Group ISO 513			P2 P3 P4 K1 K2	P4 P5 K3	P6 K4	H1 H4 H5
Hardness/Rm			≤1000 N/mm ²	≤35 HRC	35÷45 HRC	45÷55 HRC
ap x ae			ap x D	ap x D	ap x D	ap x D
Vc (m/min)			70÷110	50÷90	40÷60	20÷40
D (mm)	l1 (mm)	ap (mm)	fz (mm/z)	fz (mm/z)	fz (mm/z)	fz (mm/z)
1.8	≤ 6D	0.09	0.028	0.025	0.022	0.020
	≤ 8D	0.08	0.025	0.023	0.020	0.018
	≤ 10D	0.06	0.022	0.020	0.018	0.016
	≤ 12D	0.05	0.020	0.018	0.016	0.014
	≤ 15D	0.04	0.017	0.015	0.013	0.012
	≥ 15D	0.03	0.014	0.013	0.011	0.010
2	≤ 6D	0.10	0.030	0.027	0.024	0.021
	≤ 8D	0.09	0.027	0.024	0.022	0.019
	≤ 10D	0.07	0.024	0.022	0.019	0.017
	≤ 12D	0.06	0.021	0.019	0.017	0.015
	≤ 15D	0.05	0.018	0.016	0.014	0.013
	≥ 15D	0.03	0.018	0.016	0.014	0.013
2.5	≤ 6D	0.13	0.035	0.032	0.028	0.025
	≤ 8D	0.11	0.032	0.028	0.025	0.022
	≤ 10D	0.09	0.028	0.025	0.022	0.020
	≤ 12D	0.07	0.025	0.022	0.020	0.017
	≤ 15D	0.06	0.021	0.019	0.017	0.015
	≥ 15D	0.04	0.021	0.019	0.017	0.015
3	≤ 6D	0.15	0.040	0.036	0.032	0.028
	≤ 8D	0.13	0.036	0.032	0.029	0.025
	≤ 10D	0.11	0.032	0.029	0.026	0.022
	≤ 12D	0.08	0.028	0.025	0.022	0.020
	≤ 15D	0.07	0.024	0.022	0.019	0.017
	≥ 15D	0.05	0.024	0.022	0.019	0.017
4	≤ 6D	0.20	0.050	0.045	0.040	0.035
	≤ 8D	0.17	0.045	0.041	0.036	0.032
	≤ 10D	0.14	0.040	0.036	0.032	0.028
	≤ 12D	0.11	0.035	0.032	0.028	0.025
	≤ 15D	0.09	0.030	0.027	0.024	0.021
	≥ 15D	0.06	0.030	0.027	0.024	0.021

INFO

MEXCS2

CARBIDE
DRILLS

PU-HPU
TA-4HTA
SUH
ALH
HRC
SUH MINI
HL
HSD
C-SD-TA



	Material Group ISO 513	P2 P3 P4 K1 K2	P4 P5 K3	P6 K4	H1 H4 H5
	Hardness/Rm	≤1000 N/mm ²	≤35 HRC	35÷45 HRC	45÷55 HRC
ap x ae	0.5D x D	0.3D x D	0.2D x D	0.1D x D	
Vc (m/min)	70÷110	50÷90	40÷60	20÷40	
D (mm)	fz (mm/z)	fz (mm/z)	fz (mm/z)	fz (mm/z)	fz (mm/z)
1	0.006	0.005	0.005	0.004	
2	0.010	0.009	0.008	0.007	
3	0.014	0.013	0.012	0.010	
4	0.020	0.018	0.016	0.014	
5	0.026	0.023	0.020	0.018	
6	0.032	0.029	0.026	0.023	
8	0.038	0.034	0.031	0.027	
10	0.046	0.041	0.037	0.032	
12	0.055	0.050	0.044	0.039	
14	0.064	0.057	0.051	0.045	
16	0.072	0.065	0.058	0.051	
18	0.082	0.074	0.066	0.058	
20	0.094	0.084	0.075	0.065	

< D3 mm: ap = 0.1D ÷ 0.2D

HSS
DRILLS

LFTA
SUTA
HSS-HSS/CO

CARBIDE
END-MILLS

G2
MDTA
HF VH/UP
MEF
ALU
MEX/MH
UH/MH

HSS
END-MILLS

CARBIDE
BURRS

INFO

MEXCL2

CARBIDE DRILLS

PU-HPU
TA-4HTA
SUH
ALH
HRC
SUH MINI
HL
HSD
C-SD-TA



	Material Group ISO 513	P2 P3 P4 K1 K2	P4 P5 K3	P6 K4	H1 H4 H5
		Hardness/Rm	≤1000 N/mm ²	≤35 HRC	35÷45 HRC
ap x ae	0.5D x D	0.3D x D	0.2D x D	0.1D x D	
Vc (m/min)	70÷110	50÷90	40÷60	20÷40	
D (mm)	fz (mm/z)	fz (mm/z)	fz (mm/z)	fz (mm/z)	
1	0.005	0.005	0.004	0.004	
1.5	0.006	0.005	0.005	0.004	
2	0.009	0.008	0.007	0.006	
3	0.012	0.011	0.010	0.008	
4	0.018	0.016	0.014	0.013	
5	0.024	0.022	0.019	0.017	
6	0.029	0.026	0.023	0.020	
8	0.035	0.032	0.028	0.025	
10	0.041	0.037	0.033	0.029	
12	0.050	0.045	0.040	0.035	

≤ D3 mm: ap = 0.4 mm

HSS DRILLS

LFTA
SUTA
HSS-HSS/CO

CARBIDE END-MILLS

G2
MDTA
HF VH/UP
MEF
ALU
MEX/MH
UH/MH

HSS END-MILLS

CARBIDE BURRS

INFO

MEX400

CARBIDE
DRILLS

PU-HPU
TA-4HTA
SUH
ALH
HRC
SUH MINI
HL
HSD
C-SD-TA



	Material Group ISO 513	P2 P3 P4 K1 K2	P4 P5 K3	P6 K4	H1 H4 H5
	Hardness/Rm	≤1000 N/mm ²	≤35 HRC	35÷45 HRC	45÷55 HRC
ap x ae	D x 0.05D	D x 0.05D	D x 0.05D	D x 0.05D	D x 0.05D
Vc (m/min)	120÷160	100÷140	90÷120	80÷100	
D (mm)	fz (mm/z)	fz (mm/z)	fz (mm/z)	fz (mm/z)	fz (mm/z)
1	0.007	0.006		0.006	
2	0.010	0.010		0.010	
3	0.016	0.016		0.016	
4	0.027	0.027		0.027	
5	0.036	0.036		0.036	
6	0.043	0.043		0.043	
8	0.060	0.060		0.060	
10	0.085	0.085		0.085	
12	0.100	0.100		0.100	
14	0.120	0.120		0.120	
16	0.150	0.150		0.150	
18	0.175	0.175		0.175	
20	0.200	0.200		0.200	
22	0.215	0.215		0.215	
25	0.225	0.225		0.225	

HSS
DRILLS

LFTA
SUTA
HSS-HSS/CO

CARBIDE
END-MILLS

G2
MDTA
HF VH/UP
MEF
ALU
MEX/MH
UH/MH

HSS
END-MILLS

CARBIDE
BURRS

INFO

MEXCL4

CARBIDE
DRILLS

PU-HPU
TA-4HTA
SUH
ALH
HRC
SUH MINI
HL
HSD
C-SD-TA



Material Group ISO 513	P2 P3 P4 K1 K2	P4 P5 K3	P6 K4	H1 H4 H5
Hardness/Rm	≤1000 N/mm ²	≤35 HRC	35÷45 HRC	45÷55 HRC
ap x ae	1.5D x 0.1D	1.5D x 0.05D	1.5D x 0.05D	1.5D x 0.05D
Vc (m/min)	60÷100	50÷70	30÷50	20÷40
D (mm)	fz (mm/z)	fz (mm/z)	fz (mm/z)	fz (mm/z)
2	0.014	0.013	0.012	0.010
3	0.022	0.020	0.017	0.015
4	0.029	0.026	0.023	0.020
5	0.033	0.029	0.026	0.023
6	0.036	0.033	0.029	0.025
8	0.047	0.042	0.038	0.033
10	0.060	0.054	0.048	0.042
12	0.072	0.065	0.058	0.051
14	0.083	0.075	0.066	0.058
16	0.094	0.084	0.075	0.065
20	0.119	0.107	0.095	0.083
25	0.150	0.135	0.120	0.105

HSS
DRILLS

LFTA
SUTA
HSS-HSS/CO

CARBIDE
END-MILLS

G2
MDTA
HF VH/UP
MEF
ALU
MEX/MH
UH/MH

HSS
END-MILLS

CARBIDE
BURRS

INFO

MEXCSHM

CARBIDE
DRILLS

PU-HPU
TA-4HTA
SUH
ALH
HRC
SUH MINI
HL
HSD
C-SD-TA



	Material Group ISO 513	P2 P3 P4 K1 K2	P4 P5 K3	P6 K4	H1 H4 H5
	Hardness/Rm	≤1000 N/mm ²	≤35 HRC	35÷45 HRC	45÷55 HRC
ap x ae	1.5D x 0.1D	1.5D x 0.1D	1.5D x 0.05D	1.5D x 0.05D	
Vc (m/min)	120÷160	90÷130	60÷100	50÷70	
D (mm)	fz (mm/z)	fz (mm/z)	fz (mm/z)	fz (mm/z)	
3	0.008	0.008	0.007	0.006	
4	0.012	0.011	0.010	0.008	
5	0.014	0.013	0.012	0.010	
6	0.018	0.016	0.014	0.013	
8	0.028	0.025	0.022	0.019	
10	0.034	0.030	0.027	0.024	
12	0.041	0.037	0.033	0.029	
14	0.048	0.043	0.038	0.034	
16	0.056	0.051	0.045	0.039	
18	0.065	0.059	0.052	0.046	
20	0.073	0.066	0.058	0.051	

HSS
DRILLS

LFTA
SUTA
HSS-HSS/CO

CARBIDE
END-MILLS

G2
MDTA
HF VH/UP
MEF
ALU
MEX/MH
UH/MH

HSS
END-MILLS

CARBIDE
BURRS

INFO

MEXCLHM

CARBIDE
DRILLS

PU-HPU
TA-4HTA
SUH
ALH
HRC
SUH MINI
HL
HSD
C-SD-TA



	Material Group ISO 513	P2 P3 P4 K1 K2	P4 P5 K3	P6 K4	H1 H4 H5
	Hardness/Rm	≤1000 N/mm ²	≤35 HRC	35÷45 HRC	45÷55 HRC
ap x ae	1.5D x 0.05D	1.5D x 0.05D	1.5D x 0.05D	1.5D x 0.05D	1.5D x 0.05D
Vc (m/min)	80÷120	50÷90	40÷60	20÷40	
D (mm)	fz (mm/z)	fz (mm/z)	fz (mm/z)	fz (mm/z)	fz (mm/z)
3	0.007	0.006	0.006	0.005	
4	0.010	0.009	0.008	0.007	
5	0.012	0.011	0.010	0.009	
6	0.015	0.014	0.012	0.011	
8	0.023	0.021	0.019	0.016	
10	0.029	0.026	0.023	0.020	
12	0.035	0.031	0.028	0.024	
14	0.041	0.037	0.033	0.029	
16	0.048	0.043	0.038	0.034	
18	0.055	0.050	0.044	0.039	
20	0.063	0.057	0.050	0.044	

HSS
DRILLS

LFTA
SUTA
HSS-HSS/CO

CARBIDE
END-MILLS

G2
MDTA
HF VH/UP
MEF
ALU
MEX/MH
UH/MH

HSS
END-MILLS

CARBIDE
BURRS

INFO

MEXCSFR

CARBIDE DRILLS

PU-HPU
TA-4HTA
SUH
ALH
HRC
SUH MINI
HL
HSD
C-SD-TA



Material Group ISO 513	P2 P3 P4 K1 K2	P4 P5 K3	P6 K4	H1 H4 H5
	Hardness/Rm	≤1000 N/mm ²	≤35 HRC	35÷45 HRC
ap x ae	0.5D x D	0.5D x D	0.3D x D	0.1D x D
Vc (m/min)	70÷90	50÷70	40÷60	20÷40
D (mm)	fz (mm/z)	fz (mm/z)	fz (mm/z)	fz (mm/z)
6	0.043	0.038	0.034	0.030
8	0.055	0.050	0.044	0.039
10	0.071	0.064	0.057	0.050
12	0.085	0.077	0.068	0.060
14	0.098	0.088	0.078	0.068
16	0.110	0.099	0.088	0.077
20	0.140	0.126	0.112	0.098



Material Group ISO 513	P2 P3 P4 K1 K2	P4 P5 K3	P6 K4	H1 H4 H5
	Hardness/Rm	≤1000 N/mm ²	≤35 HRC	35÷45 HRC
ap x ae	1.5D x 0.3D	1.5D x 0.3D	D x 0.1D	D x 0.05D
Vc (m/min)	80÷100	60÷80	50÷70	30÷50
D (mm)	fz (mm/z)	fz (mm/z)	fz (mm/z)	fz (mm/z)
6	0.047	0.042	0.037	0.033
8	0.061	0.055	0.049	0.043
10	0.078	0.070	0.062	0.055
12	0.094	0.084	0.075	0.065
14	0.108	0.097	0.086	0.075
16	0.121	0.109	0.097	0.085
20	0.154	0.139	0.123	0.108

HSS DRILLS

LFTA
SUTA
HSS-HSS/CO

CARBIDE END-MILLS

G2
MDTA
HF VH/UP
MEF
ALU
MEX/MH
UH/MH

HSS END-MILLS

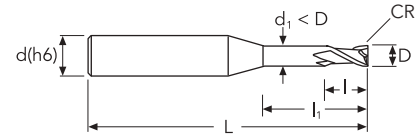
CARBIDE BURRS

MEXLN2R

cylindrical shank, 2 flutes, extended and reduced neck, corner radius

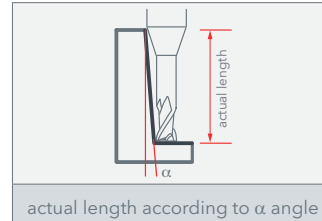


INFO



P	M	K	N	S	H
★		★			★

★ 1st choice ☆ suitable



CARBIDE DRILLS

PU-HPU
TA-4HTA
SUH
ALH
HRC
SUH MINI
HL
HSD
C-SD-TA

D	D Tol.	CR	CR Tol.	d(h6)	l	l1	d1	L	z	30'	1°	1°30'	2°	3°	EDP No.	Stock
0.3	0/-0.010	0.05	0/-0.010	4	0.4	1	0.26	50	2	1,08	1,12	1,15	1,19	1,25	MEXLN20030001	●
0.3	0/-0.010	0.05	0/-0.010	4	0.4	1.5	0.26	50	2	1,60	1,65	1,70	1,75	1,85	MEXLN20030065	●
0.3	0/-0.010	0.05	0/-0.010	4	0.4	2	0.26	50	2	2,12	2,19	2,25	2,32	2,46	MEXLN20030002	●
0.3	0/-0.010	0.05	0/-0.010	4	0.4	3	0.26	50	2	3,15	3,25	3,35	3,46	3,66	MEXLN20030003	●
0.3	0/-0.010	0.10	0/-0.010	4	0.4	1	0.26	50	2	1,08	1,12	1,15	1,18	1,24	MEXLN20030101	●
0.3	0/-0.010	0.10	0/-0.010	4	0.4	1.5	0.26	50	2	1,60	1,65	1,70	1,75	1,84	MEXLN20030165	●
0.3	0/-0.010	0.10	0/-0.010	4	0.4	2	0.26	50	2	2,12	2,18	2,25	2,31	2,45	MEXLN20030102	●
0.3	0/-0.010	0.10	0/-0.010	4	0.4	3	0.26	50	2	3,15	3,25	3,35	3,45	3,65	MEXLN20030103	●
0.4	0/-0.010	0.05	0/-0.010	4	0.6	1	0.37	50	2	1,08	1,12	1,15	1,19	1,25	MEXLN20040001	●
0.4	0/-0.010	0.05	0/-0.010	4	0.6	2	0.37	50	2	2,12	2,19	2,25	2,32	2,46	MEXLN20040002	●
0.4	0/-0.010	0.05	0/-0.010	4	0.6	3	0.37	50	2	3,15	3,25	3,35	3,46	3,66	MEXLN20040003	●
0.4	0/-0.010	0.05	0/-0.010	4	0.6	4	0.37	50	2	4,19	4,32	4,46	4,59	4,86	MEXLN20040004	●
0.4	0/-0.010	0.10	0/-0.010	4	0.6	1	0.37	50	2	1,08	1,12	1,15	1,18	1,24	MEXLN20040101	●
0.4	0/-0.010	0.10	0/-0.010	4	0.6	2	0.37	50	2	2,12	2,18	2,25	2,31	2,45	MEXLN20040102	●
0.4	0/-0.010	0.10	0/-0.010	4	0.6	3	0.37	50	2	3,15	3,25	3,35	3,45	3,65	MEXLN20040103	●
0.4	0/-0.010	0.10	0/-0.010	4	0.6	4	0.37	50	2	4,18	4,32	4,45	4,58	4,85	MEXLN20040104	●
0.5	0/-0.010	0.05	0/-0.010	4	0.7	2	0.45	50	2	2,16	2,23	2,29	2,36	2,50	MEXLN20050002	●
0.5	0/-0.010	0.05	0/-0.010	4	0.7	4	0.45	50	2	4,22	4,36	4,50	4,63	4,90	MEXLN20050004	●
0.5	0/-0.010	0.05	0/-0.010	4	0.7	6	0.45	50	2	6,29	6,49	6,70	6,90	7,31	MEXLN20050006	●
0.5	0/-0.010	0.10	0/-0.010	4	0.7	2	0.45	50	2	2,16	2,22	2,29	2,36	2,49	MEXLN20050102	●
0.5	0/-0.010	0.10	0/-0.010	4	0.7	4	0.45	50	2	4,22	4,36	4,49	4,63	4,89	MEXLN20050104	●
0.5	0/-0.010	0.10	0/-0.010	4	0.7	6	0.45	50	2	6,29	6,49	6,69	6,89	7,30	MEXLN20050106	●
0.6	0/-0.010	0.10	0/-0.010	4	0.9	2	0.55	50	2	2,16	2,22	2,29	2,36	2,49	MEXLN20060102	●
0.6	0/-0.010	0.10	0/-0.010	4	0.9	4	0.55	50	2	4,22	4,36	4,49	4,63	4,89	MEXLN20060104	●
0.6	0/-0.010	0.10	0/-0.010	4	0.9	6	0.55	50	2	6,29	6,49	6,69	6,89	7,30	MEXLN20060106	●
0.7	0/-0.010	0.10	0/-0.010	4	1.0	4	0.65	50	2	4,22	4,36	4,49	4,63	4,89	MEXLN20070104	●
0.7	0/-0.010	0.10	0/-0.010	4	1.0	6	0.65	50	2	6,29	6,49	6,69	6,89	7,30	MEXLN20070106	●
0.8	0/-0.010	0.05	0/-0.010	4	1.2	4	0.75	50	2	4,22	4,36	4,50	4,63	4,90	MEXLN20080004	●
0.8	0/-0.010	0.05	0/-0.010	4	1.2	6	0.75	50	2	6,29	6,49	6,70	6,90	7,31	MEXLN20080006	●
0.8	0/-0.010	0.05	0/-0.010	4	1.2	8	0.75	50	2	8,36	8,63	8,90	9,17	9,71	MEXLN20080008	●
0.8	0/-0.010	0.10	0/-0.010	4	1.2	4	0.75	50	2	4,22	4,36	4,49	4,63	4,89	MEXLN20080104	●
0.8	0/-0.010	0.10	0/-0.010	4	1.2	6	0.75	50	2	6,29	6,49	6,69	6,89	7,30	MEXLN20080106	●
0.8	0/-0.010	0.10	0/-0.010	4	1.2	8	0.75	50	2	8,36	8,63	8,89	9,16	9,70	MEXLN20080108	●
0.9	0/-0.010	0.10	0/-0.010	4	1.4	8	0.85	50	2	8,36	8,63	8,89	9,16	9,70	MEXLN20090108	●
0.9	0/-0.010	0.10	0/-0.010	4	1.4	15	0.85	50	2	15,59	16,10	16,60	17,11	18,12	MEXLN20090115	●
1	0/-0.015	0.10	0/-0.010	4	1.5	4	0.95	50	2	4,32	4,46	4,59	4,73	5,01	MEXLN20100104	●
1	0/-0.015	0.10	0/-0.010	4	1.5	6	0.95	50	2	6,39	6,59	6,80	7,00	7,41	MEXLN20100106	●
1	0/-0.015	0.10	0/-0.010	4	1.5	8	0.95	50	2	8,45	8,73	9,00	9,27	9,81	MEXLN20100108	●
1	0/-0.015	0.10	0/-0.010	4	1.5	10	0.95	50	2	10,52	10,86	11,20	11,54	12,22	MEXLN20100110	●

HSS DRILLS

LFTA
SUTA
HSS-HSS/CO

CARBIDE END-MILLS

G2
MDTA
HF-VH/UP
MEF
ALU
MEX/MH
UH/MH

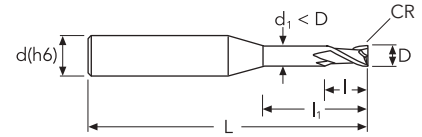
HSS END-MILLS

CARBIDE BURRS

INFO

MEXLN2R

cylindrical shank, 2 flutes, extended and reduced neck, corner radius

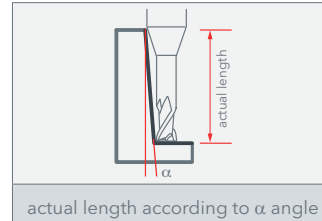


CARBIDE DRILLS

- PU-HPU
- TA-4HTA
- SUH
- ALH
- HRC
- SUH MINI
- HL
- HSD
- C-SD-TA

P	M	K	N	S	H
★		★			★

★ 1st choice ☆ suitable



D	D Tol.	CR	CR Tol.	d(h6)	l	l1	d1	L	z	30'	1°	1°30'	2°	3°	EDP No.	Stock
1	0/-0.015	0.10	0/-0.010	4	1.5	12	0.95	50	2	12,59	12,99	13,40	13,81	14,62	MEXLN20100112	●
1	0/-0.015	0.10	0/-0.010	4	1.5	16	0.95	50	2	16,72	17,26	17,80	18,35	19,43	MEXLN20100116	●
1	0/-0.015	0.10	0/-0.010	4	1.5	20	0.95	50	2	20,86	21,53	22,21	22,88	24,24	MEXLN20100120	●
1	0/-0.015	0.20	0/-0.010	4	1.5	4	0.95	50	2	4,32	4,45	4,58	4,72	4,99	MEXLN20100204	●
1	0/-0.015	0.20	0/-0.010	4	1.5	6	0.95	50	2	6,38	6,58	6,79	6,99	7,39	MEXLN20100206	●
1	0/-0.015	0.20	0/-0.010	4	1.5	8	0.95	50	2	8,45	8,72	8,99	9,26	9,79	MEXLN20100208	●
1	0/-0.015	0.20	0/-0.010	4	1.5	10	0.95	50	2	10,52	10,85	11,19	11,52	12,20	MEXLN20100210	●
1	0/-0.015	0.20	0/-0.010	4	1.5	12	0.95	50	2	12,58	12,99	13,39	13,79	14,60	MEXLN20100212	●
1	0/-0.015	0.20	0/-0.010	4	1.5	16	0.95	50	2	16,72	17,26	17,79	18,33	19,41	MEXLN20100216	●
1	0/-0.015	0.20	0/-0.010	4	1.5	20	0.95	50	2	20,85	21,53	22,20	22,87	24,22	MEXLN20100220	●
1	0/-0.015	0.30	0/-0.010	4	1.5	6	0.95	50	2	6,38	6,58	6,78	6,97	7,37	MEXLN20100306	●
1	0/-0.015	0.30	0/-0.010	4	1.5	10	0.95	50	2	10,51	10,85	11,18	11,51	12,18	MEXLN20100310	●
1	0/-0.015	0.30	0/-0.010	4	1.5	16	0.95	50	2	16,72	17,25	17,78	18,32	19,39	MEXLN20100316	●
1	0/-0.015	0.30	0/-0.010	4	1.5	20	0.95	50	2	20,85	21,52	22,19	22,86	24,20	MEXLN20100320	●
1.2	0/-0.015	0.10	0/-0.010	4	1.8	6	1.15	50	2	6,39	6,59	6,80	7,00	7,41	MEXLN20120106	●
1.2	0/-0.015	0.10	0/-0.010	4	1.8	8	1.15	50	2	8,45	8,73	9,00	9,27	9,81	MEXLN20120108	●
1.2	0/-0.015	0.10	0/-0.010	4	1.8	10	1.15	50	2	10,52	10,86	11,20	11,54	12,22	MEXLN20120110	●
1.2	0/-0.015	0.10	0/-0.010	4	1.8	12	1.15	50	2	12,59	12,99	13,40	13,81	14,62	MEXLN20120112	●
1.4	0/-0.015	0.10	0/-0.010	4	2.1	6	1.35	50	2	6,39	6,59	6,80	7,00	7,41	MEXLN20140106	●
1.4	0/-0.015	0.10	0/-0.010	4	2.1	8	1.35	50	2	8,45	8,73	9,00	9,27	9,81	MEXLN20140108	●
1.4	0/-0.015	0.10	0/-0.010	4	2.1	10	1.35	50	2	10,52	10,86	11,20	11,54	12,22	MEXLN20140110	●
1.4	0/-0.015	0.10	0/-0.010	4	2.1	12	1.35	50	2	12,59	12,99	13,40	13,81	14,62	MEXLN20140112	●
1.4	0/-0.015	0.10	0/-0.010	4	2.1	16	1.35	50	2	16,72	17,26	17,80	18,35	19,43	MEXLN20140116	●
1.5	0/-0.015	0.10	0/-0.010	4	2.3	4	1.45	50	2	4,32	4,46	4,59	4,73	5,01	MEXLN20150104	●
1.5	0/-0.015	0.10	0/-0.010	4	2.3	8	1.45	50	2	8,45	8,73	9,00	9,27	9,81	MEXLN20150108	●
1.5	0/-0.015	0.10	0/-0.010	4	2.3	12	1.45	50	2	12,59	12,99	13,40	13,81	14,62	MEXLN20150112	●
1.5	0/-0.015	0.10	0/-0.010	4	2.3	16	1.45	50	2	16,72	17,26	17,80	18,35	19,43	MEXLN20150116	●
1.5	0/-0.015	0.10	0/-0.010	4	2.3	20	1.45	60	2	20,86	21,53	22,21	22,88	24,24	MEXLN20150120	●
1.5	0/-0.015	0.20	0/-0.010	4	2.3	8	1.45	50	2	8,45	8,72	8,99	9,26	9,79	MEXLN20150208	●
1.5	0/-0.015	0.20	0/-0.010	4	2.3	10	1.45	50	2	10,52	10,85	11,19	11,52	12,20	MEXLN20150210	●
1.5	0/-0.015	0.20	0/-0.010	4	2.3	12	1.45	50	2	12,58	12,99	13,39	13,79	14,60	MEXLN20150212	●
1.5	0/-0.015	0.20	0/-0.010	4	2.3	16	1.45	50	2	16,72	17,26	17,79	18,33	19,41	MEXLN20150216	●
1.5	0/-0.015	0.20	0/-0.010	4	2.3	20	1.45	60	2	20,85	21,53	22,20	22,87	24,22	MEXLN20150220	●
1.5	0/-0.015	0.30	0/-0.010	4	2.3	8	1.45	50	2	8,45	8,71	8,98	9,24	9,77	MEXLN20150308	●
1.5	0/-0.015	0.30	0/-0.010	4	2.3	16	1.45	50	2	16,72	17,25	17,78	18,32	19,39	MEXLN20150316	●
1.5	0/-0.015	0.30	0/-0.010	4	2.3	20	1.45	60	2	20,85	21,52	22,19	22,86	24,20	MEXLN20150320	●
1.6	0/-0.015	0.10	0/-0.010	4	2.4	8	1.55	50	2	8,45	8,73	9,00	9,27	9,81	MEXLN20160108	●
1.6	0/-0.015	0.10	0/-0.010	4	2.4	12	1.55	50	2	12,59	12,99	13,40	13,81	14,62	MEXLN20160112	●
1.6	0/-0.015	0.10	0/-0.010	4	2.4	16	1.55	50	2	16,72	17,26	17,80	18,35	19,43	MEXLN20160116	●

CARBIDE END-MILLS

- G2
- MDTA
- HFVH/UP
- MEF
- ALU
- MEX/MH
- UH/MH

HSS END-MILLS

CARBIDE BURRS

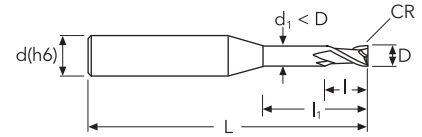
● stock standard ○ non-stock standard ▽ stock exhaustion

MEXLN2R

cylindrical shank, 2 flutes, extended and reduced neck, corner radius



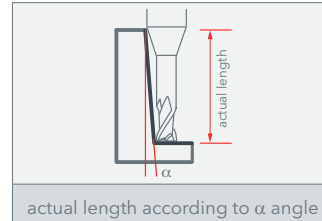
INFO



CARBIDE DRILLS
 PU-HPU
 TA-4HTA
 SUH
 ALH
 HRC
 SUH MINI
 HL
 HSD
 C-SD-TA

P	M	K	N	S	H
★		★			★

★ 1st choice ☆ suitable



D	D Tol.	CR	CR Tol.	d(h6)	l	l1	d1	L	z	30'	1°	1°30'	2°	3°	EDP No.	Stock
1.8	0/-0.015	0.20	0/-0.010	4	2.7	8	1.75	50	2	8,45	8,72	8,99	9,26	9,79	MEXLN20180208	●
1.8	0/-0.015	0.20	0/-0.010	4	2.7	12	1.75	50	2	12,58	12,99	13,39	13,79	14,60	MEXLN20180212	●
1.8	0/-0.015	0.20	0/-0.010	4	2.7	16	1.75	50	2	16,72	17,26	17,79	18,33	19,41	MEXLN20180216	●
2	0/-0.015	0.20	0/-0.010	4	3	6	1.95	50	2	6,38	6,58	6,79	6,99	7,39	MEXLN20200206	●
2	0/-0.015	0.20	0/-0.010	4	3	8	1.95	50	2	8,45	8,72	8,99	9,26	9,79	MEXLN20200208	●
2	0/-0.015	0.20	0/-0.010	4	3	10	1.95	50	2	10,52	10,85	11,19	11,52	12,20	MEXLN20200210	●
2	0/-0.015	0.20	0/-0.010	4	3	12	1.95	50	2	12,58	12,99	13,39	13,79	14,60	MEXLN20200212	●
2	0/-0.015	0.20	0/-0.010	4	3	14	1.95	50	2	14,65	15,12	15,59	16,06	17,01	MEXLN20200214	●
2	0/-0.015	0.20	0/-0.010	4	3	16	1.95	50	2	16,72	17,26	17,79	18,33	19,41	MEXLN20200216	●
2	0/-0.015	0.20	0/-0.010	4	3	20	1.95	60	2	20,85	21,53	22,20	22,87	-	MEXLN20200220	●
2	0/-0.015	0.20	0/-0.010	4	3	25	1.95	75	2	26,02	26,86	27,70	28,54	-	MEXLN20200225	●
2	0/-0.015	0.20	0/-0.010	4	3	30	1.95	75	2	31,19	32,20	33,21	-	-	MEXLN20200230	●
2	0/-0.015	0.50	0/-0.010	4	3	6	1.95	50	2	6,37	6,56	6,75	6,95	7,33	MEXLN20200506	●
2	0/-0.015	0.50	0/-0.010	4	3	8	1.95	50	2	8,44	8,70	8,96	9,22	9,73	MEXLN20200508	●
2	0/-0.015	0.50	0/-0.010	4	3	12	1.95	50	2	12,57	12,97	13,36	13,75	14,54	MEXLN20200512	●
2	0/-0.015	0.50	0/-0.010	4	3	16	1.95	50	2	16,71	17,24	17,76	18,29	19,35	MEXLN20200516	●
2	0/-0.015	0.50	0/-0.010	4	3	20	1.95	60	2	20,84	21,51	22,17	22,83	-	MEXLN20200520	●
2	0/-0.015	0.50	0/-0.010	4	3	25	1.95	75	2	26,01	26,84	27,67	28,50	-	MEXLN20200525	●
2	0/-0.015	0.50	0/-0.010	4	3	30	1.95	75	2	31,18	32,18	33,18	-	-	MEXLN20200530	●
2.5	0/-0.020	0.30	0/-0.015	4	3.7	8	2.40	50	2	8,45	8,71	8,98	9,24	9,77	MEXLN20250308	●
2.5	0/-0.020	0.30	0/-0.015	4	3.7	12	2.40	50	2	12,58	12,98	13,38	13,78	14,58	MEXLN20250312	●
2.5	0/-0.020	0.30	0/-0.015	4	3.7	16	2.40	50	2	16,72	17,25	17,78	18,32	-	MEXLN20250316	●
2.5	0/-0.020	0.30	0/-0.015	4	3.7	20	2.40	60	2	20,85	21,52	22,19	-	-	MEXLN20250320	●
2.5	0/-0.020	0.30	0/-0.015	4	3.7	25	2.40	60	2	26,02	26,86	27,69	-	-	MEXLN20250325	●
2.5	0/-0.020	0.30	0/-0.015	4	3.7	30	2.40	75	2	31,19	32,19	-	-	-	MEXLN20250330	●
2.5	0/-0.020	0.50	0/-0.015	4	3.7	8	2.40	50	2	8,44	8,70	8,96	9,22	9,73	MEXLN20250508	●
2.5	0/-0.020	0.50	0/-0.015	4	3.7	12	2.40	50	2	12,57	12,97	13,36	13,75	14,54	MEXLN20250512	●
2.5	0/-0.020	0.50	0/-0.015	4	3.7	16	2.40	50	2	16,71	17,24	17,76	18,29	-	MEXLN20250516	●
2.5	0/-0.020	0.50	0/-0.015	4	3.7	20	2.40	60	2	20,84	21,51	22,17	-	-	MEXLN20250520	●
2.5	0/-0.020	0.50	0/-0.015	4	3.7	25	2.40	60	2	26,01	26,84	27,67	-	-	MEXLN20250525	●
2.5	0/-0.020	0.50	0/-0.015	4	3.7	30	2.40	75	2	31,18	32,18	-	-	-	MEXLN20250530	●
3	0/-0.025	0.20	0/-0.015	6	4.5	10	2.85	50	2	10,71	11,05	11,39	11,74	12,42	MEXLN20300210	●
3	0/-0.025	0.20	0/-0.015	6	4.5	12	2.85	50	2	12,78	13,19	13,60	14,00	14,82	MEXLN20300212	●
3	0/-0.025	0.20	0/-0.015	6	4.5	16	2.85	60	2	16,91	17,46	18,00	18,54	19,63	MEXLN20300216	●
3	0/-0.025	0.20	0/-0.015	6	4.5	20	2.85	60	2	21,05	21,72	22,40	23,08	24,44	MEXLN20300220	●
3	0/-0.025	0.20	0/-0.015	6	4.5	25	2.85	75	2	26,21	27,06	27,91	28,75	30,45	MEXLN20300225	●
3	0/-0.025	0.30	0/-0.015	6	4.5	10	2.85	50	2	10,71	11,04	11,38	11,72	12,40	MEXLN20300310	●
3	0/-0.025	0.30	0/-0.015	6	4.5	12	2.85	50	2	12,77	13,18	13,59	13,99	14,80	MEXLN20300312	●
3	0/-0.025	0.30	0/-0.015	6	4.5	16	2.85	60	2	16,91	17,45	17,99	18,53	19,61	MEXLN20300316	●

HSS DRILLS
 LFTA
 SUTA
 HSS-HSS/CO

CARBIDE END-MILLS
 G2
 MDTA
 HF-VH/UP
 MEF
 ALU
MEX/MH
 UH/MH

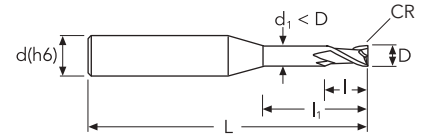
HSS END-MILLS

CARBIDE BURRS

INFO

MEXLN2R

cylindrical shank, 2 flutes, extended and reduced neck, corner radius

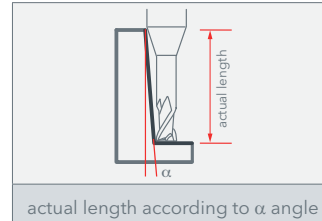


CARBIDE DRILLS

PU-HPU
TA-4HTA
SUH
ALH
HRC
SUH MINI
HL
HSD
C-SD-TA

P	M	K	N	S	H
★		★			★

★ 1st choice ☆ suitable



D	D Tol.	CR	CR Tol.	d(h6)	l	l1	d1	L	z	30°	1°	1°30'	2°	3°	EDP No.	Stock
3	0/-0.025	0.30	0/-0.015	6	4.5	20	2.85	60	2	21,04	21,72	22,39	23,07	24,42	MEXLN20300320	●
3	0/-0.025	0.30	0/-0.015	6	4.5	25	2.85	75	2	26,21	27,05	27,90	28,74	30,43	MEXLN20300325	●
3	0/-0.025	0.50	0/-0.015	6	4.5	10	2.85	50	2	10,70	11,03	11,36	11,70	12,36	MEXLN20300510	●
3	0/-0.025	0.50	0/-0.015	6	4.5	12	2.85	50	2	12,77	13,17	13,57	13,96	14,76	MEXLN20300512	●
3	0/-0.025	0.50	0/-0.015	6	4.5	16	2.85	60	2	16,90	17,44	17,97	18,50	19,57	MEXLN20300516	●
3	0/-0.025	0.50	0/-0.015	6	4.5	20	2.85	60	2	21,04	21,70	22,37	23,04	24,38	MEXLN20300520	●
3	0/-0.025	0.50	0/-0.015	6	4.5	25	2.85	75	2	26,20	27,04	27,88	28,71	30,39	MEXLN20300525	●
4	0/-0.025	0.30	0/-0.015	6	4.5	10	3.85	60	2	10,90	11,24	11,59	11,93	12,62	MEXLN20400310	●
4	0/-0.025	0.30	0/-0.015	6	4.5	15	3.85	60	2	16,07	16,58	17,09	17,61	18,63	MEXLN20400315	●
4	0/-0.025	0.30	0/-0.015	6	4.5	20	3.85	60	2	21,24	21,92	22,60	23,28	-	MEXLN20400320	●
4	0/-0.025	0.30	0/-0.015	6	4.5	25	3.85	75	2	26,40	27,25	28,10	28,95	-	MEXLN20400325	●
4	0/-0.025	0.30	0/-0.015	6	4.5	30	3.85	75	2	31,57	32,59	33,61	-	-	MEXLN20400330	●
4	0/-0.025	0.30	0/-0.015	6	4.5	40	3.85	75	2	41,91	43,26	-	-	-	MEXLN20400340	●
4	0/-0.025	0.50	0/-0.015	6	4.5	10	3.85	60	2	10,89	11,23	11,57	11,91	12,58	MEXLN20400510	●
4	0/-0.025	0.50	0/-0.015	6	4.5	15	3.85	60	2	16,06	16,57	17,07	17,58	18,59	MEXLN20400515	●
4	0/-0.025	0.50	0/-0.015	6	4.5	20	3.85	60	2	21,23	21,90	22,58	23,25	-	MEXLN20400520	●
4	0/-0.025	0.50	0/-0.015	6	4.5	25	3.85	75	2	26,40	27,24	28,08	28,92	-	MEXLN20400525	●
4	0/-0.025	0.50	0/-0.015	6	4.5	30	3.85	75	2	31,57	32,58	33,59	-	-	MEXLN20400530	●
4	0/-0.025	0.50	0/-0.015	6	4.5	40	3.85	75	2	41,90	43,25	-	-	-	MEXLN20400540	●

HSS DRILLS

LFTA
SUTA
HSS-HSS/CO

CARBIDE END-MILLS

G2
MDTA
HFVH/UP
MEF
ALU
MEX/MH
UH/MH

HSS END-MILLS

CARBIDE BURRS

● stock standard ○ non-stock standard ▽ stock exhaustion

CUTTING PARAMETERS

MEXLN2R

Material Group ISO 513			P2 P3 P4 K1 K2	P4 P5 K3	P6 K4	H1 H4 H5
Hardness/Rm			≤1000 N/mm ²	≤35 HRC	35÷45 HRC	45÷55 HRC
ap x ae			ap x D	ap x D	ap x D	ap x D
Vc (m/min)			70÷110	50÷90	40÷60	20÷40
D (mm)	l1 (mm)	ap (mm)	fz (mm/z)	fz (mm/z)	fz (mm/z)	fz (mm/z)
0.3	≤ 6D	0.02	0.004	0.004	0.003	0.003
	≤ 8D	0.01	0.004	0.003	0.003	0.003
	≤ 10D	0.01	0.003	0.003	0.003	0.002
	≤ 12D	0.01	0.003	0.003	0.002	0.002
0.4	≤ 6D	0.02	0.006	0.005	0.005	0.004
	≤ 8D	0.02	0.005	0.005	0.004	0.004
	≤ 10D	0.01	0.005	0.004	0.004	0.003
	≤ 12D	0.01	0.004	0.004	0.003	0.003
0.5	≤ 6D	0.03	0.007	0.006	0.006	0.005
	≤ 8D	0.02	0.006	0.006	0.005	0.004
	≤ 10D	0.02	0.006	0.005	0.004	0.004
	≤ 12D	0.01	0.005	0.004	0.004	0.003
0.6	≤ 6D	0.03	0.008	0.007	0.006	0.006
	≤ 8D	0.03	0.007	0.006	0.006	0.005
	≤ 10D	0.02	0.006	0.006	0.005	0.004
	≤ 12D	0.02	0.006	0.005	0.004	0.004
0.8	≤ 6D	0.04	0.010	0.009	0.008	0.007
	≤ 8D	0.03	0.009	0.008	0.007	0.006
	≤ 10D	0.03	0.008	0.007	0.006	0.006
	≤ 12D	0.02	0.007	0.006	0.006	0.005
1	≤ 6D	0.05	0.012	0.011	0.010	0.008
	≤ 8D	0.04	0.011	0.010	0.009	0.008
	≤ 10D	0.04	0.010	0.009	0.008	0.007
	≤ 12D	0.03	0.008	0.008	0.007	0.006
1.2	≤ 6D	0.06	0.022	0.020	0.018	0.015
	≤ 8D	0.05	0.020	0.018	0.016	0.014
	≤ 10D	0.04	0.018	0.016	0.014	0.012
	≤ 12D	0.03	0.015	0.014	0.012	0.011
1.4	≤ 6D	0.07	0.024	0.022	0.019	0.017
	≤ 8D	0.06	0.022	0.019	0.017	0.015
	≤ 10D	0.05	0.019	0.017	0.015	0.013
	≤ 12D	0.04	0.017	0.015	0.013	0.012
	≤ 15D	0.03	0.014	0.013	0.012	0.010
	≥ 15D	0.02	0.012	0.011	0.010	0.008
1.5	≤ 6D	0.08	0.025	0.023	0.020	0.018
	≤ 8D	0.06	0.023	0.020	0.018	0.016
	≤ 10D	0.05	0.020	0.018	0.016	0.014
	≤ 12D	0.04	0.018	0.016	0.014	0.012
	≤ 15D	0.03	0.015	0.014	0.012	0.011
	≥ 15D	0.02	0.013	0.011	0.010	0.009
1.6	≤ 6D	0.08	0.026	0.023	0.021	0.018
	≤ 8D	0.07	0.023	0.021	0.019	0.016
	≤ 10D	0.06	0.021	0.019	0.017	0.015
	≤ 12D	0.04	0.018	0.016	0.015	0.013
	≥ 15D	0.04	0.016	0.014	0.012	0.011
≥ 15D	0.02	0.013	0.012	0.010	0.009	



INFO

CARBIDE DRILLS

PU-HPU
TA-4HTA
SUH
ALH
HRC
SUH MINI
HL
HSD
C-SD-TA

HSS DRILLS

LFTA
SUTA
HSS-HSS/CO

CARBIDE END-MILLS

G2
MDTA
HF-VH/UP
MEF
ALU
MEX/MH
UH/MH

HSS END-MILLS

CARBIDE BURRS

INFO

MEXLN2R

CARBIDE
DRILLS

PU-HPU
TA-4HTA
SUH
ALH
HRC
SUH MINI
HL
HSD
C-SD-TA



HSS
DRILLS

LFTA
SUTA
HSS-HSS/CO

CARBIDE
END-MILLS

G2
MDTA
HF VH/UP
MEF
ALU
MEX/MH
UH/MH

HSS
END-MILLS

CARBIDE
BURRS

Material Group ISO 513			P2 P3 P4 K1 K2	P4 P5 K3	P6 K4	H1 H4 H5
Hardness/Rm			≤1000 N/mm ²	≤35 HRC	35÷45 HRC	45÷55 HRC
ap x ae			ap x D	ap x D	ap x D	ap x D
Vc (m/min)			70÷110	50÷90	40÷60	20÷40
D (mm)	l1 (mm)	ap (mm)	fz (mm/z)	fz (mm/z)	fz (mm/z)	fz (mm/z)
1.8	≤ 6D	0.09	0.028	0.025	0.022	0.020
	≤ 8D	0.08	0.025	0.023	0.020	0.018
	≤ 10D	0.06	0.022	0.020	0.018	0.016
	≤ 12D	0.05	0.020	0.018	0.016	0.014
	≤ 15D	0.04	0.017	0.015	0.013	0.012
	≥ 15D	0.03	0.014	0.013	0.011	0.010
2	≤ 6D	0.10	0.030	0.027	0.024	0.021
	≤ 8D	0.09	0.027	0.024	0.022	0.019
	≤ 10D	0.07	0.024	0.022	0.019	0.017
	≤ 12D	0.06	0.021	0.019	0.017	0.015
	≤ 15D	0.05	0.018	0.016	0.014	0.013
	≥ 15D	0.03	0.018	0.016	0.014	0.013
2.5	≤ 6D	0.13	0.035	0.032	0.028	0.025
	≤ 8D	0.11	0.032	0.028	0.025	0.022
	≤ 10D	0.09	0.028	0.025	0.022	0.020
	≤ 12D	0.07	0.025	0.022	0.020	0.017
	≤ 15D	0.06	0.021	0.019	0.017	0.015
	≥ 15D	0.04	0.021	0.019	0.017	0.015
3	≤ 6D	0.15	0.040	0.036	0.032	0.028
	≤ 8D	0.13	0.036	0.032	0.029	0.025
	≤ 10D	0.11	0.032	0.029	0.026	0.022
	≤ 12D	0.08	0.028	0.025	0.022	0.020
	≤ 15D	0.07	0.024	0.022	0.019	0.017
	≥ 15D	0.05	0.024	0.022	0.019	0.017
4	≤ 6D	0.20	0.050	0.045	0.040	0.035
	≤ 8D	0.17	0.045	0.041	0.036	0.032
	≤ 10D	0.14	0.040	0.036	0.032	0.028
	≤ 12D	0.11	0.035	0.032	0.028	0.025
	≤ 15D	0.09	0.030	0.027	0.024	0.021
	≥ 15D	0.06	0.030	0.027	0.024	0.021

INFO

MEXLS2R

CARBIDE
DRILLS

PU-HPU
TA-4HTA
SUH
ALH
HRC
SUH MINI
HL
HSD
C-SD-TA



	Material Group ISO 513	P2 P3 P4 K1 K2	P4 P5 K3	P6 K4	H1 H4 H5
	Hardness/Rm	≤1000 N/mm ²	≤35 HRC	35÷45 HRC	45÷55 HRC
ap x ae	0.3D x D	0.3D x D	0.2D x D	0.05D x D	
Vc (m/min)	70÷110	50÷90	40÷60	20÷40	
D (mm)	fz (mm/z)	fz (mm/z)	fz (mm/z)	fz (mm/z)	fz (mm/z)
2	0.005	0.005	0.004	0.004	
3	0.006	0.005	0.005	0.004	
4	0.009	0.008	0.007	0.006	
5	0.012	0.011	0.010	0.008	
6	0.018	0.016	0.014	0.013	
8	0.024	0.022	0.019	0.017	
10	0.029	0.026	0.023	0.020	
12	0.035	0.032	0.028	0.025	
16	0.041	0.037	0.033	0.029	

≤ D3 mm: ap = 0.4 mm

HSS
DRILLS

LFTA
SUTA
HSS-HSS/CO

CARBIDE
END-MILLS

G2
MDTA
HF VH/UP
MEF
ALU
MEX/MH
UH/MH

HSS
END-MILLS

CARBIDE
BURRS

MEXCS4R

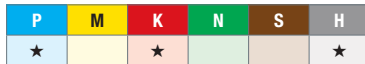
cylindrical shank, 4 flutes, corner radius




INFO

CARBIDE DRILLS

PU-HPU
TA-4HTA
SUH
ALH
HRC
SUH MINI
HL
HSD
C-SD-TA



★ 1st choice ☆ suitable



HSS DRILLS

LFTA
SUTA
HSS-HSS/CO

CARBIDE END-MILLS

G2
MDTA
HF-VH/UP
MEF
ALU
MEX/MH
UH/MH

HSS END-MILLS

CARBIDE BURRS

D	D Tol.	CR	CR Tol.	d(h6)	l	l1	L	z	EDP No.	Stock
1	0/-0.015	0.20	0/-0.010	4	3		50	4	MEXCS4R01002	●
1.5	0/-0.015	0.20	0/-0.010	4	4.5		50	4	MEXCS4R01502	●
2	0/-0.015	0.20	0/-0.010	4	6.5		50	4	MEXCS4R02002	●
2	0/-0.015	0.30	0/-0.010	4	6.5		50	4	MEXCS4R02003	●
2.5	0/-0.020	0.20	0/-0.015	4	6.5		50	4	MEXCS4R02502	●
2.5	0/-0.020	0.50	0/-0.015	4	6.5		50	4	MEXCS4R02505	●
3	0/-0.020	0.20	0/-0.015	4	9		50	4	MEXCS4R03002	●
3	0/-0.020	0.30	0/-0.015	4	9		50	4	MEXCS4R03003	●
3	0/-0.020	0.50	0/-0.015	4	9		50	4	MEXCS4R03005	●
4	0/-0.020	0.30	0/-0.015	4	12		50	4	MEXCS4R04003	●
4	0/-0.020	0.50	0/-0.015	4	12		50	4	MEXCS4R04005	●
4	0/-0.020	1.00	0/-0.015	4	12		50	4	MEXCS4R04010	●
5	0/-0.020	0.30	0/-0.015	5	15		50	4	MEXCS4R05003	●
5	0/-0.020	0.50	0/-0.015	5	15		50	4	MEXCS4R05005	●
5	0/-0.020	1.00	0/-0.015	5	15		50	4	MEXCS4R05010	●
6	0/-0.020	0.30	0/-0.015	6	16		50	4	MEXCS4R06003	●
6	0/-0.020	0.50	0/-0.015	6	16		50	4	MEXCS4R06005	●
6	0/-0.020	1.00	0/-0.015	6	16		50	4	MEXCS4R06010	●
8	0/-0.020	0.30	0/-0.015	8	20		64	4	MEXCS4R08003	●
8	0/-0.020	0.50	0/-0.015	8	20		64	4	MEXCS4R08005	●
8	0/-0.020	1.00	0/-0.015	8	20		64	4	MEXCS4R08010	●
8	0/-0.020	1.50	0/-0.015	8	20		64	4	MEXCS4R08015	●
8	0/-0.020	2.00	0/-0.015	8	20		64	4	MEXCS4R08020	●
10	0/-0.020	0.30	0/-0.020	10	22		75	4	MEXCS4R10003	●
10	0/-0.020	0.50	0/-0.020	10	22		75	4	MEXCS4R10005	●
10	0/-0.020	1.00	0/-0.020	10	22		75	4	MEXCS4R10010	●
10	0/-0.020	1.50	0/-0.020	10	22		75	4	MEXCS4R10015	●
10	0/-0.020	2.00	0/-0.020	10	22		75	4	MEXCS4R10020	●
12	0/-0.020	0.30	0/-0.020	12	25		75	4	MEXCS4R12003	●
12	0/-0.020	0.50	0/-0.020	12	25		75	4	MEXCS4R12005	●
12	0/-0.020	1.00	0/-0.020	12	25		75	4	MEXCS4R12010	●
12	0/-0.020	1.50	0/-0.020	12	25		75	4	MEXCS4R12015	●
12	0/-0.020	2.00	0/-0.020	12	25		75	4	MEXCS4R12020	●
12	0/-0.020	3.00	0/-0.020	12	25		75	4	MEXCS4R12030	●
14	0/-0.020	0.50	0/-0.020	14	32		90	4	MEXCS4R14005	○
14	0/-0.020	1.00	0/-0.020	14	32		90	4	MEXCS4R14010	●
14	0/-0.020	2.00	0/-0.020	14	32		90	4	MEXCS4R14020	○
16	0/-0.020	0.50	0/-0.020	16	32		90	4	MEXCS4R16005	●
16	0/-0.020	1.00	0/-0.020	16	32		90	4	MEXCS4R16010	●

● stock standard ○ non-stock standard ▽ stock exhaustion

CUTTING PARAMETERS

MEXCS4R

	Material Group ISO 513	P2 P3 P4 K1 K2	P4 P5 K3	P6 K4	H1 H4 H5
	Hardness/Rm	≤1000 N/mm ²	≤35 HRC	35÷45 HRC	45÷55 HRC
	ap x ae	D x 0.1D	D x 0.1D	D x 0.05D	D x 0.05D
	Vc (m/min)	80÷120	50÷90	40÷60	20÷40
	D (mm)	fz (mm/z)	fz (mm/z)	fz (mm/z)	fz (mm/z)
	1	0.009	0.008	0.007	0.006
	2	0.017	0.015	0.014	0.012
	3	0.026	0.023	0.020	0.018
	4	0.034	0.031	0.027	0.024
	5	0.038	0.034	0.031	0.027
6	0.043	0.038	0.034	0.030	
8	0.055	0.050	0.044	0.039	
10	0.071	0.064	0.057	0.050	
12	0.085	0.077	0.068	0.060	
14	0.098	0.088	0.078	0.068	
16	0.110	0.099	0.088	0.077	
18	0.125	0.113	0.100	0.088	
20	0.140	0.126	0.112	0.098	

INFO

CARBIDE DRILLS

PU-HPU
TA-4HTA
SUH
ALH
HRC
SUH MINI
HL
HSD
C-SD-TA

HSS DRILLS

LFTA
SUTA
HSS-HSS/CO

CARBIDE END-MILLS

G2
MDTA
HF-VH/UP
MEF
ALU
MEX/MH
UH/MH

HSS END-MILLS

CARBIDE BURRS

CUTTING PARAMETERS

MEX410R

	Material Group ISO 513	P2 P3 P4 K1 K2	P4 P5 K3	P6 K4	H1 H4 H5
	Hardness/Rm	≤1000 N/mm ²	≤35 HRC	35÷45 HRC	45÷55 HRC
	ap x ae	D x 0.1D	D x 0.1D	D x 0.05D	D x 0.05D
	Vc (m/min)	80÷120	50÷90	40÷60	20÷40
	D (mm)	fz (mm/z)	fz (mm/z)	fz (mm/z)	fz (mm/z)
	2	0.015	0.014	0.012	0.011
	3	0.023	0.021	0.018	0.016
	4	0.031	0.028	0.024	0.021
	5	0.034	0.031	0.028	0.024
	6	0.038	0.034	0.031	0.027
	8	0.050	0.045	0.040	0.035
	10	0.065	0.059	0.052	0.046
12	0.077	0.069	0.061	0.054	

INFO

CARBIDE DRILLS

PU-HPU
TA-4HTA
SUH
ALH
HRC
SUH MINI
HL
HSD
C-SD-TA

HSS DRILLS

LFTA
SUTA
HSS-HSS/CO

CARBIDE END-MILLS

G2
MDTA
HF-VH/UP
MEF
ALU
MEX/MH
UH/MH

HSS END-MILLS

CARBIDE BURRS

CUTTING PARAMETERS

MEXLS4R

	Material Group ISO 513	P2 P3 P4 K1 K2	P4 P5 K3	P6 K4	H1 H4 H5
	Hardness/Rm	≤1000 N/mm ²	≤35 HRC	35÷45 HRC	45÷55 HRC
	ap x ae	D x 0.1D	D x 0.05D	D x 0.05D	D x 0.05D
	Vc (m/min)	70÷110	50÷90	40÷60	20÷40
	D (mm)	fz (mm/z)	fz (mm/z)	fz (mm/z)	fz (mm/z)
	2	0.014	0.013	0.012	0.010
	3	0.022	0.020	0.017	0.015
	4	0.029	0.026	0.023	0.020
	5	0.033	0.029	0.026	0.023
	6	0.036	0.033	0.029	0.025
	8	0.047	0.042	0.038	0.033
	10	0.060	0.054	0.048	0.042
	12	0.072	0.065	0.058	0.051
16	0.094	0.084	0.075	0.065	

INFO

CARBIDE DRILLS

PU-HPU
TA-4HTA
SUH
ALH
HRC
SUH MINI
HL
HSD
C-SD-TA

HSS DRILLS

LFTA
SUTA
HSS-HSS/CO

CARBIDE END-MILLS

G2
MDTA
HF-VH/UP
MEF
ALU
MEX/MH
UH/MH

HSS END-MILLS

CARBIDE BURRS

CUTTING PARAMETERS

MEX610R

	Material Group ISO 513	P2 P3 P4 K1 K2	P4 P5 K3	P6 K4	H1 H4 H5
	Hardness/Rm	≤1000 N/mm ²	≤35 HRC	35÷45 HRC	45÷55 HRC
	ap x ae	D x 0.1D	D x 0.1D	D x 0.05D	D x 0.05D
	Vc (m/min)	120÷160	90÷130	60÷100	50÷70
	D (mm)	fz (mm/z)	fz (mm/z)	fz (mm/z)	fz (mm/z)
	6	0.018	0.016	0.014	0.013
	8	0.028	0.025	0.022	0.019
	10	0.034	0.030	0.027	0.024
12	0.041	0.037	0.033	0.029	

INFO

CARBIDE DRILLS

PU-HPU
TA-4HTA
SUH
ALH
HRC
SUH MINI
HL
HSD
C-SD-TA

HSS DRILLS

LFTA
SUTA
HSS-HSS/CO

CARBIDE END-MILLS

G2
MDTA
HF-VH/UP
MEF
ALU
MEX/MH
UH/MH

HSS END-MILLS

CARBIDE BURRS

CUTTING PARAMETERS

MEX611R

	Material Group ISO 513	P2 P3 P4 K1 K2	P4 P5 K3	P6 K4	H1 H4 H5
	Hardness/Rm	≤1000 N/mm ²	≤35 HRC	35÷45 HRC	45÷55 HRC
	ap x ae	1.5D x 0.05D	1.5D x 0.05D	1.5D x 0.05D	1.5D x 0.05D
	Vc (m/min)	100÷140	80÷120	50÷70	30÷50
	D (mm)	fz (mm/z)	fz (mm/z)	fz (mm/z)	fz (mm/z)
	6	0.015	0.014	0.012	0.011
	8	0.023	0.021	0.019	0.016
	10	0.029	0.026	0.023	0.020
12	0.035	0.031	0.028	0.024	

INFO

CARBIDE DRILLS

PU-HPU
TA-4HTA
SUH
ALH
HRC
SUH MINI
HL
HSD
C-SD-TA

HSS DRILLS

LFTA
SUTA
HSS-HSS/CO

CARBIDE END-MILLS

G2
MDTA
HF-VH/UP
MEF
ALU
MEX/MH
UH/MH

HSS END-MILLS

CARBIDE BURRS

INFO

MHMB204

cylindrical shank, 2 flutes ball nose, miniature

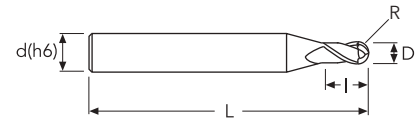


CARBIDE DRILLS

- PU-HPU
- TA-4HTA
- SUH
- ALH
- HRC
- SUH MINI
- HL
- HSD
- C-SD-TA

P	M	K	N	S	H
★		★			★

★ 1st choice ★ suitable



D	D Tol.	R	R Tol.	d(h6)	l	l1	d1	L	z	EDP No.	Stock
0.2	0/-0.015	0.10	0/-0.020	4	0.2			50	2	MHMB200204	●
0.3	0/-0.015	0.15	0/-0.020	4	0.3			50	2	MHMB200304	●
0.4	0/-0.015	0.20	0/-0.020	4	0.4			50	2	MHMB200404	●
0.5	0/-0.015	0.25	0/-0.020	4	0.4			50	2	MHMB200504	●
0.6	0/-0.015	0.30	0/-0.020	4	0.5			50	2	MHMB200604	●
0.7	0/-0.015	0.35	0/-0.020	4	0.6			50	2	MHMB200704	●
0.8	0/-0.015	0.40	0/-0.020	4	0.6			50	2	MHMB200804	●
0.9	0/-0.015	0.45	0/-0.020	4	0.8			50	2	MHMB200904	●
1.0	0/-0.015	0.50	0/-0.020	4	0.8			50	2	MHMB201004	●
1.5	0/-0.015	0.75	0/-0.020	4	1.35			50	2	MHMB201504	●
2	0/-0.015	1	0/-0.020	4	1.7			50	2	MHMB202004	●

HSS DRILLS

- LFTA
- SUTA
- HSS-HSS/CO

CARBIDE END-MILLS

- G2
- MDTA
- HF VH/UP
- MEF
- ALU
- MEX/MH**
- UH/MH

HSS END-MILLS

CARBIDE BURRS

● stock standard ○ non-standard stock ▽ stock exhaustion

CUTTING PARAMETERS

MHMB204

Material Group ISO 513		P3 P4 P5 K2 K3	P6 K4 H1 H4 H5	H2	H3
Hardness/Rm		≤45 HRC	45÷55 HRC	55÷60 HRC	60÷65 HRC
ap x ae		0.05D x 0.1D	0.05D x 0.1D	0.05D x 0.1D	0.05D x 0.1D
Vc (m/min)		80÷120	60÷100	40÷80	20÷60
D (mm)	ap (mm)	fz (mm/z)	fz (mm/z)	fz (mm/z)	fz (mm/z)
0.1	0.04	0.004	0.004	0.003	0.003
0.2	0.09	0.006	0.005	0.005	0.004
0.3	0.13	0.008	0.007	0.006	0.006
0.4	0.17	0.010	0.009	0.008	0.007
0.5	0.22	0.012	0.011	0.010	0.008
0.6	0.26	0.015	0.014	0.012	0.011
0.7	0.31	0.018	0.016	0.014	0.013
0.8	0.35	0.020	0.018	0.016	0.014
0.9	0.39	0.023	0.021	0.018	0.016
1	0.44	0.026	0.023	0.020	0.017
1.5	0.79	0.040	0.036	0.030	0.026
2	1.20	0.055	0.050	0.041	0.036



	α	n (rpm)	Vf (mm/min)
	15°	x 1.1	x 1.1

INFO

CARBIDE DRILLS

PU-HPU
TA-4HTA
SUH
ALH
HRC
SUH MINI
HL
HSD
C-SD-TA

HSS DRILLS

LFTA
SUTA
HSS-HSS/CO

CARBIDE END-MILLS

G2
MDTA
HF-VH/UP
MEF
ALU
MEX/MH
UH/MH

HSS END-MILLS

CARBIDE BURRS

CUTTING PARAMETERS

MHMB206

	Material Group ISO 513		P3 P4 P5 K2 K3	P6 K4 H1 H4 H5	H2	H3		
	Hardness/Rm		≤45 HRC		45÷55 HRC	55÷60 HRC	60÷65 HRC	
	ap x ae		0.05D x 0.2D		0.05D x 0.2D	0.05D x 0.2D	0.05D x 0.2D	
	Vc (m/min)		80÷120		60÷100	40÷80	20÷60	
	D (mm)	ap (mm)	fz (mm/z)		fz (mm/z)		fz (mm/z)	
	0.4	0.17	0.010		0.009		0.008	
	0.5	0.22	0.012		0.011		0.010	
0.6	0.26	0.015		0.014		0.012		
0.8	0.35	0.020		0.018		0.016		

	α	n (rpm)	Vf (mm/min)
	15°	x 1.1	x 1.1

INFO

CARBIDE DRILLS

PU-HPU
TA-4HTA
SUH
ALH
HRC
SUH MINI
HL
HSD
C-SD-TA

HSS DRILLS

LFTA
SUTA
HSS-HSS/CO

CARBIDE END-MILLS

G2
MDTA
HF-VH/UP
MEF
ALU
MEX/MH
UH/MH

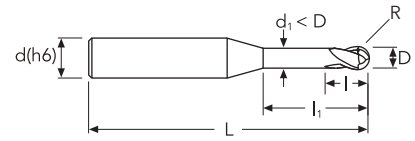
HSS END-MILLS

CARBIDE BURRS

INFO

MHLNB2

cylindrical shank, 2 flutes ball nose, extended and reduced neck, miniature

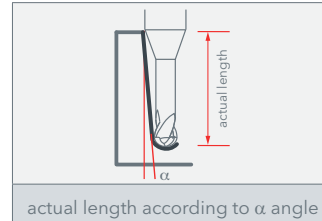


CARBIDE DRILLS

PU-HPU
TA-4HTA
SUH
ALH
HRC
SUH MINI
HL
HSD
C-SD-TA

P	M	K	N	S	H
★		★			★

★ 1st choice ★ suitable



HSS DRILLS

LFTA
SUTA
HSS-HSS/CO

CARBIDE END-MILLS

G2
MDTA
HFVH/UP
MEF
ALU
MEX/MH
UH/MH

HSS END-MILLS

CARBIDE BURRS

D	D Tol.	R	R Tol.	d(h6)	l	l1	d1	L	z	30'	1°	1°30'	2°	3°	EDP No.	Stock
0.2	0/-0.015	0.10	0/-0.020	4	0.2	0.5	0.17	50	2	0.57	0.58	0.60	0.62	0.66	MHLNB2002005	●
0.2	0/-0.015	0.10	0/-0.020	4	0.2	1	0.17	50	2	1.08	1.12	1.15	1.19	1.27	MHLNB200201	●
0.2	0/-0.015	0.10	0/-0.020	4	0.2	1.5	0.17	50	2	1.60	1.65	1.71	1.76	1.89	MHLNB2002015	●
0.3	0/-0.015	0.15	0/-0.020	4	0.3	1	0.27	50	2	1.08	1.11	1.15	1.18	1.26	MHLNB200301	●
0.3	0/-0.015	0.15	0/-0.020	4	0.3	2	0.27	50	2	2.12	2.18	2.25	2.33	2.49	MHLNB200302	●
0.3	0/-0.015	0.15	0/-0.020	4	0.3	3	0.27	50	2	3.15	3.25	3.36	3.48	3.73	MHLNB200303	●
0.4	0/-0.015	0.20	0/-0.020	4	0.4	1	0.37	50	2	1.08	1.11	1.14	1.18	1.25	MHLNB200401	●
0.4	0/-0.015	0.20	0/-0.020	4	0.4	2	0.37	50	2	2.11	2.18	2.25	2.32	2.48	MHLNB200402	●
0.4	0/-0.015	0.20	0/-0.020	4	0.4	3	0.37	50	2	3.15	3.25	3.36	3.47	3.72	MHLNB200403	●
0.4	0/-0.015	0.20	0/-0.020	4	0.4	4	0.37	50	2	4.18	4.32	4.46	4.62	4.95	MHLNB200404	●
0.4	0/-0.015	0.20	0/-0.020	4	0.4	5	0.37	50	2	5.21	5.39	5.57	5.77	6.18	MHLNB200405	●
0.5	0/-0.015	0.25	0/-0.020	4	0.4	2	0.45	50	2	2.15	2.22	2.29	2.36	2.52	MHLNB200502	●
0.5	0/-0.015	0.25	0/-0.020	4	0.4	3	0.45	50	2	3.18	3.29	3.39	3.51	3.75	MHLNB200503	●
0.5	0/-0.015	0.25	0/-0.020	4	0.4	4	0.45	50	2	4.22	4.35	4.50	4.65	4.98	MHLNB200504	●
0.5	0/-0.015	0.25	0/-0.020	4	0.4	5	0.45	50	2	5.25	5.42	5.61	5.80	6.22	MHLNB200505	●
0.5	0/-0.015	0.25	0/-0.020	4	0.4	6	0.45	50	2	6.28	6.49	6.71	6.95	7.45	MHLNB200506	●
0.5	0/-0.015	0.25	0/-0.020	4	0.4	8	0.45	50	2	8.35	8.63	8.93	9.24	9.92	MHLNB200508	●
0.6	0/-0.015	0.30	0/-0.020	4	0.5	2	0.55	50	2	2.15	2.21	2.28	2.35	2.50	MHLNB200602	●
0.6	0/-0.015	0.30	0/-0.020	4	0.5	3	0.55	50	2	3.18	3.28	3.39	3.50	3.74	MHLNB200603	●
0.6	0/-0.015	0.30	0/-0.020	4	0.5	4	0.55	50	2	4.22	4.35	4.49	4.65	4.97	MHLNB200604	●
0.6	0/-0.015	0.30	0/-0.020	4	0.5	5	0.55	50	2	5.25	5.42	5.60	5.79	6.21	MHLNB200605	●
0.6	0/-0.015	0.30	0/-0.020	4	0.5	6	0.55	50	2	6.28	6.49	6.71	6.94	7.44	MHLNB200606	●
0.6	0/-0.015	0.30	0/-0.020	4	0.5	8	0.55	50	2	8.35	8.63	8.92	9.23	9.91	MHLNB200608	●
0.8	0/-0.015	0.40	0/-0.020	4	0.6	2	0.75	50	2	2.15	2.21	2.27	2.34	2.48	MHLNB200802	●
0.8	0/-0.015	0.40	0/-0.020	4	0.6	4	0.75	50	2	4.21	4.34	4.48	4.63	4.95	MHLNB200804	●
0.8	0/-0.015	0.40	0/-0.020	4	0.6	5	0.75	50	2	5.25	5.41	5.59	5.78	6.18	MHLNB200805	●
0.8	0/-0.015	0.40	0/-0.020	4	0.6	6	0.75	50	2	6.28	6.48	6.70	6.93	7.42	MHLNB200806	●
0.8	0/-0.015	0.40	0/-0.020	4	0.6	7	0.75	50	2	7.31	7.55	7.81	8.07	8.65	MHLNB200807	●
0.8	0/-0.015	0.40	0/-0.020	4	0.6	8	0.75	50	2	8.35	8.62	8.91	9.22	9.88	MHLNB200808	●
0.8	0/-0.015	0.40	0/-0.020	4	0.6	10	0.75	50	2	10.41	10.76	11.13	11.51	12.35	MHLNB200810	●
1	0/-0.015	0.50	0/-0.020	4	0.8	3	0.9	50	2	3.27	3.37	3.47	3.57	3.80	MHLNB201003	●
1	0/-0.015	0.50	0/-0.020	4	0.8	4	0.9	50	2	4.31	4.44	4.58	4.72	5.04	MHLNB201004	●
1	0/-0.015	0.50	0/-0.020	4	0.8	5	0.9	50	2	5.34	5.51	5.68	5.87	6.27	MHLNB201005	●
1	0/-0.015	0.50	0/-0.020	4	0.8	6	0.9	50	2	6.37	6.58	6.79	7.02	7.50	MHLNB201006	●
1	0/-0.015	0.50	0/-0.020	4	0.8	7	0.9	50	2	7.41	7.64	7.90	8.16	8.74	MHLNB201007	●
1	0/-0.015	0.50	0/-0.020	4	0.8	8	0.9	50	2	8.44	8.71	9.00	9.31	9.97	MHLNB201008	●
1	0/-0.015	0.50	0/-0.020	4	0.8	9	0.9	50	2	9.47	9.78	10.11	10.46	11.21	MHLNB201009	●
1	0/-0.015	0.50	0/-0.020	4	0.8	10	0.9	50	2	10.51	10.85	11.22	11.61	12.44	MHLNB201010	●
1	0/-0.015	0.50	0/-0.020	4	0.8	12	0.9	50	2	12.57	12.99	13.43	13.90	14.91	MHLNB201012	●

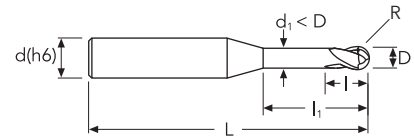
● stock standard ○ non-standard stock ▽ stock exhaustion

MHLNB2

cylindrical shank, 2 flutes ball nose, extended and reduced neck, miniature

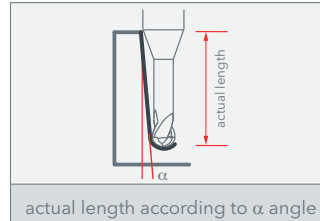


INFO



P	M	K	N	S	H
★		★			★

★ 1st choice ★ suitable



D	D Tol.	R	R Tol.	d(h6)	l	l1	d1	L	z	30°	1°	1°30'	2°	3°	EDP No.	Stock
1	0/-0.015	0.50	0/-0.020	4	0.8	14	0.9	50	2	14.64	15.13	15.65	16.19	17.37	MHLNB201014	●
1	0/-0.015	0.50	0/-0.020	4	0.8	16	0.9	50	2	16.71	17.27	17.86	18.49	19.84	MHLNB201016	●
1	0/-0.015	0.50	0/-0.020	4	0.8	20	0.9	60	2	20.84	21.55	22.29	23.08	24.78	MHLNB201020	●
1.2	0/-0.015	0.60	0/-0.020	4	1.0	6	1.1	50	2	6.37	6.57	6.78	7.00	7.48	MHLNB201206	●
1.2	0/-0.015	0.60	0/-0.020	4	1.0	8	1.1	50	2	8.44	8.71	8.99	9.30	9.95	MHLNB201208	●
1.2	0/-0.015	0.60	0/-0.020	4	1.0	10	1.1	50	2	10.50	10.85	11.21	11.59	12.42	MHLNB201210	●
1.2	0/-0.015	0.60	0/-0.020	4	1.0	12	1.1	50	2	12.57	12.98	13.42	13.89	14.88	MHLNB201212	●
1.4	0/-0.015	0.70	0/-0.020	4	1.1	8	1.3	50	2	8.43	8.70	8.98	9.28	9.93	MHLNB201408	●
1.4	0/-0.015	0.70	0/-0.020	4	1.1	12	1.3	50	2	12.57	12.98	13.41	13.87	14.86	MHLNB201412	●
1.4	0/-0.015	0.70	0/-0.020	4	1.1	16	1.3	50	2	16.70	17.26	17.84	18.46	19.80	MHLNB201416	●
1.5	0/-0.015	0.75	0/-0.020	4	1.2	8	1.4	50	2	8.43	8.70	8.98	9.27	9.91	MHLNB201508	●
1.5	0/-0.015	0.75	0/-0.020	4	1.2	12	1.4	50	2	12.57	12.97	13.41	13.86	14.85	MHLNB201512	●
1.5	0/-0.015	0.75	0/-0.020	4	1.2	16	1.4	50	2	16.70	17.25	17.84	18.45	19.78	MHLNB201516	●
1.5	0/-0.015	0.75	0/-0.020	4	1.2	18	1.4	60	2	18.77	19.39	20.05	20.75	22.25	MHLNB201518	●
1.5	0/-0.015	0.75	0/-0.020	6	2.4	20	1.4	50	2	20.84	21.53	22.26	23.04	24.72	MHLNB201520	●
1.6	0/-0.015	0.80	0/-0.020	4	1.3	8	1.5	50	2	8.43	8.69	8.97	9.27	9.90	MHLNB201608	●
1.6	0/-0.015	0.80	0/-0.020	4	1.3	12	1.5	50	2	12.56	12.97	13.40	13.86	14.84	MHLNB201612	●
1.6	0/-0.015	0.80	0/-0.020	4	1.3	16	1.5	50	2	16.70	17.25	17.83	18.45	19.77	MHLNB201616	●
1.6	0/-0.015	0.80	0/-0.020	4	1.3	20	1.5	60	2	20.83	21.53	22.26	23.03	-	MHLNB201620	●
1.8	0/-0.015	0.90	0/-0.020	4	1.4	8	1.7	50	2	8.43	8.69	8.96	9.25	9.88	MHLNB201808	●
1.8	0/-0.015	0.90	0/-0.020	4	1.4	12	1.7	50	2	12.56	12.96	13.39	13.84	14.81	MHLNB201812	●
1.8	0/-0.015	0.90	0/-0.020	4	1.4	16	1.7	50	2	16.70	17.24	17.82	18.43	19.75	MHLNB201816	●
1.8	0/-0.015	0.90	0/-0.020	4	1.4	20	1.7	60	2	20.83	21.52	22.25	23.02	-	MHLNB201820	●
2	0/-0.015	1.00	0/-0.020	4	1.6	4	1.9	50	2	4.29	4.40	4.52	4.65	4.92	MHLNB202004	●
2	0/-0.015	1.00	0/-0.020	4	1.6	6	1.9	50	2	6.36	6.54	6.74	6.94	7.39	MHLNB202006	●
2	0/-0.015	1.00	0/-0.020	4	1.6	8	1.9	50	2	8.42	8.68	8.95	9.24	9.86	MHLNB202008	●
2	0/-0.015	1.00	0/-0.020	4	1.6	10	1.9	50	2	10.49	10.82	11.17	11.53	12.32	MHLNB202010	●
2	0/-0.015	1.00	0/-0.020	4	1.6	12	1.9	50	2	12.56	12.96	13.38	13.83	14.79	MHLNB202012	●
2	0/-0.015	1.00	0/-0.020	4	1.6	14	1.9	50	2	14.62	15.10	15.59	16.12	17.26	MHLNB202014	●
2	0/-0.015	1.00	0/-0.020	4	1.6	16	1.9	50	2	16.69	17.23	17.81	18.42	19.73	MHLNB202016	●
2	0/-0.015	1.00	0/-0.020	4	1.6	18	1.9	60	2	18.76	19.37	20.02	20.71	-	MHLNB202018	●
2	0/-0.015	1.00	0/-0.020	4	1.6	20	1.9	60	2	20.83	21.51	22.24	23.00	-	MHLNB202020	●
2	0/-0.015	1.00	0/-0.020	4	1.6	22	1.9	60	2	22.89	23.65	24.45	25.30	-	MHLNB202022	●
2	0/-0.015	1.00	0/-0.020	4	1.6	25	1.9	75	2	25.99	26.86	27.77	28.74	-	MHLNB202025	●
2	0/-0.015	1.00	0/-0.020	4	1.6	30	1.9	75	2	31.16	32.21	33.31	-	-	MHLNB202030	●
3	0/-0.020	1.50	0/-0.020	6	2.4	8	2.8	50	2	8.60	8.84	9.10	9.37	9.96	MHLNB203008	●
3	0/-0.020	1.50	0/-0.020	6	2.4	10	2.8	50	2	10.67	10.98	11.32	11.67	12.43	MHLNB203010	●
3	0/-0.020	1.50	0/-0.020	6	2.4	12	2.8	50	2	12.73	13.12	13.53	13.96	14.90	MHLNB203012	●
3	0/-0.020	1.50	0/-0.020	6	2.4	16	2.8	60	2	16.87	17.40	17.96	18.55	19.83	MHLNB203016	●

CARBIDE DRILLS

- PU-HPU
- TA-4HTA
- SUH
- ALH
- HRC
- SUH MINI
- HL
- HSD
- C-SD-TA

HSS DRILLS

- LFTA
- SUTA
- HSS-HSS/CO

CARBIDE END-MILLS

- G2
- MDTA
- HF-VH/UP
- MEF
- ALU
- MEX/MH
- UH/MH

HSS END-MILLS

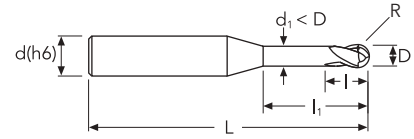
CARBIDE BURRS

● stock standard ○ non-standard stock ▽ stock exhaustion

INFO

MHLNB2

cylindrical shank, 2 flutes ball nose, extended and reduced neck, miniature

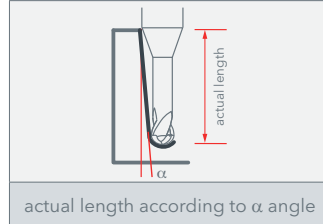


CARBIDE DRILLS

- PU-HPU
- TA-4HTA
- SUH
- ALH
- HRC
- SUH MINI
- HL
- HSD
- C-SD-TA

P	M	K	N	S	H
★		★			★

★ 1st choice ★ suitable



HSS DRILLS

- LFTA
- SUTA
- HSS-HSS/CO

D	D Tol.	R	R Tol.	d(h6)	l	l1	d1	L	z	30°	1°	1°30'	2°	3°	EDP No.	Stock
3	0/-0.020	1.50	0/-0.020	6	2.4	20	2.8	60	2	21.00	21.68	22.39	23.14	24.77	MHLNB203020	●
3	0/-0.020	1.50	0/-0.020	6	2.4	25	2.8	75	2	26.17	27.02	27.93	28.88	-	MHLNB203025	●
3	0/-0.020	1.50	0/-0.020	6	2.4	30	2.8	75	2	31.34	32.37	33.46	34.62	-	MHLNB203030	●
3	0/-0.020	1.50	0/-0.020	6	2.4	35	2.8	75	2	36.51	37.72	39.00	40.35	-	MHLNB203035	●
4	0/-0.020	2.00	0/-0.020	6	3.2	10	3.7	50	2	10.84	11.15	11.47	11.81	12.54	MHLNB204010	●
4	0/-0.020	2.00	0/-0.020	6	3.2	16	3.7	60	2	17.04	17.56	18.11	18.69	19.94	MHLNB204016	●
4	0/-0.020	2.00	0/-0.020	6	3.2	20	3.7	60	2	21.18	21.84	22.54	23.28	-	MHLNB204020	●
4	0/-0.020	2.00	0/-0.020	6	3.2	25	3.7	75	2	26.35	27.19	28.08	29.02	-	MHLNB204025	●
4	0/-0.020	2.00	0/-0.020	6	3.2	30	3.7	75	2	31.51	32.53	33.61	-	-	MHLNB204030	●
4	0/-0.020	2.00	0/-0.020	6	3.2	35	3.7	75	2	36.68	37.88	39.15	-	-	MHLNB204035	●
4	0/-0.020	2.00	0/-0.020	6	3.2	40	3.7	100	2	41.85	43.23	-	-	-	MHLNB204040	●
4	0/-0.020	2.00	0/-0.020	6	3.2	45	3.7	100	2	47.02	48.57	-	-	-	MHLNB204045	●
4	0/-0.020	2.00	0/-0.020	6	3.2	50	3.7	100	2	52.19	53.92	-	-	-	MHLNB204050	●

CARBIDE END-MILLS

- G2
- MDTA
- HF VH/UP
- MEF
- ALU
- MEX/MH**
- UH/MH

HSS END-MILLS

CARBIDE BURRS

● stock standard ○ non-standard stock ▽ stock exhaustion

CUTTING PARAMETERS

MHLNB2

Material Group ISO 513				P3 P4 P5 K2 K3	P6 K4 H1 H4 H5	H2	H3			
Hardness/Rm				≤45 HRC				45÷55 HRC	55÷60 HRC	60÷65 HRC
ap x ae				ap x 0.2D				ap x 0.2D	ap x 0.2D	ap x 0.2D
Vc (m/min)				140÷160				110÷130	80÷100	50÷70
D (mm)	I1 (mm)	ap (mm)	D(eff.) (mm)	fz (mm/z)		fz (mm/z)		fz (mm/z)		
0.2	≤ 6D	0.01	0.09	0.008		0.007		0.006		
	≤ 8D	0.01	0.08	0.007		0.006		0.005		
	≤ 10D	0.01	0.07	0.006		0.005		0.004		
0.3	≤ 6D	0.02	0.13	0.010		0.009		0.008		
	≤ 8D	0.01	0.12	0.009		0.007		0.006		
	≤ 10D	0.01	0.11	0.008		0.006		0.005		
0.4	≤ 6D	0.02	0.17	0.013		0.012		0.010		
	≤ 8D	0.02	0.16	0.012		0.009		0.008		
	≤ 10D	0.01	0.15	0.010		0.007		0.007		
0.5	≤ 6D	0.03	0.22	0.017		0.015		0.014		
	≤ 8D	0.02	0.20	0.015		0.012		0.011		
	≤ 10D	0.02	0.18	0.014		0.010		0.009		
0.6	≤ 6D	0.03	0.26	0.021		0.019		0.017		
	≤ 8D	0.03	0.24	0.019		0.015		0.014		
	≤ 10D	0.02	0.22	0.017		0.012		0.011		
0.8	≤ 6D	0.04	0.35	0.025		0.023		0.020		
	≤ 8D	0.03	0.32	0.023		0.018		0.016		
	≤ 10D	0.03	0.29	0.020		0.014		0.013		
1	≤ 6D	0.05	0.44	0.030		0.027		0.024		
	≤ 8D	0.04	0.40	0.027		0.022		0.019		
	≤ 10D	0.04	0.37	0.024		0.017		0.015		
	≤ 12D	0.03	0.33	0.021		0.013		0.012		
	>12D	0.02	0.30	0.018		0.010		0.009		
1.2	≤ 6D	0.06	0.52	0.035		0.032		0.028		
	≤ 8D	0.05	0.48	0.032		0.026		0.023		
	≤ 10D	0.04	0.44	0.028		0.020		0.018		
	≤ 12D	0.03	0.39	0.025		0.015		0.014		
	>12D	0.03	0.36	0.021		0.011		0.010		
1.5	≤ 6D	0.08	0.65	0.045		0.041		0.036		
	≤ 8D	0.06	0.61	0.041		0.033		0.029		
	≤ 10D	0.05	0.55	0.036		0.026		0.023		
	≤ 12D	0.04	0.49	0.032		0.020		0.018		
	>12D	0.03	0.44	0.027		0.015		0.013		
2	≤ 6D	0.10	0.87	0.060		0.054		0.048		
	≤ 8D	0.09	0.81	0.054		0.044		0.039		
	≤ 10D	0.07	0.74	0.048		0.035		0.031		
	≤ 12D	0.06	0.65	0.042		0.026		0.024		
	>12D	0.05	0.59	0.036		0.019		0.017		
2.5	≤ 6D	0.13	1.09	0.060		0.054		0.048		
	≤ 8D	0.11	1.01	0.054		0.044		0.039		
	≤ 10D	0.09	0.92	0.048		0.035		0.031		
	≤ 12D	0.07	0.82	0.042		0.026		0.024		
	>12D	0.06	0.74	0.036		0.019		0.017		
3	≤ 6D	0.15	1.31	0.075		0.068		0.060		
	≤ 8D	0.13	1.21	0.068		0.055		0.049		
	≤ 10D	0.11	1.10	0.060		0.043		0.038		
	≤ 12D	0.08	0.98	0.053		0.033		0.029		
>12D	0.07	0.89	0.045		0.024		0.022			



	α	n (rpm)	Vf (mm/min)
	45°	x 1.65	x 1.65
	30°	x 1.30	x 1.30
	15°	x 1.15	x 1.15

INFO

CARBIDE DRILLS

PU-HPU
TA-4HTA
SUH
ALH
HRC
SUH MINI
HL
HSD
C-SD-TA

HSS DRILLS

LFTA
SUTA
HSS-HSS/CO

CARBIDE END-MILLS

G2
MDTA
HF-VH/UP
MEF
ALU
MEX/MH
UH/MH

HSS END-MILLS

CARBIDE BURRS

INFO

MHLNB2

CARBIDE
DRILLS

PU-HPU
TA-4HTA
SUH
ALH
HRC
SUH MINI
HL
HSD
C-SD-TA

	Material Group ISO 513				P3 P4 P5 K2 K3	P6 K4 H1 H4 H5	H2	H3
	Hardness/Rm				≤45 HRC	45÷55 HRC	55÷60 HRC	60÷65 HRC
	ap x ae				ap x 0.2D	ap x 0.2D	ap x 0.2D	ap x 0.2D
	Vc (m/min)				140÷160	110÷130	80÷100	50÷70
	D (mm)	l1 (mm)	ap (mm)	D(eff.) (mm)	fz (mm/z)	fz (mm/z)	fz (mm/z)	fz (mm/z)
4	≤ 6D	0.20	1.74	0.095	0.086	0.076	0.067	
	≤ 8D	0.17	1.61	0.086	0.069	0.062	0.054	
	≤ 10D	0.14	1.47	0.076	0.055	0.049	0.043	
	≤ 12D	0.11	1.31	0.067	0.042	0.037	0.033	
	>12D	0.09	1.19	0.057	0.031	0.027	0.024	

	α	n (rpm)	Vf (mm/min)
	45°	x 1.65	x 1.65
	30°	x 1.30	x 1.30
	15°	x 1.15	x 1.15

HSS
DRILLS

LFTA
SUTA
HSS-HSS/CO

CARBIDE
END-MILLS

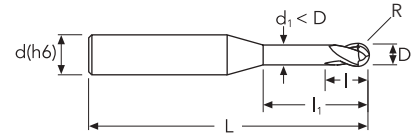
G2
MDTA
HF VH/UP
MEF
ALU
MEX/MH
UH/MH

HSS
END-MILLS

CARBIDE
BURRS

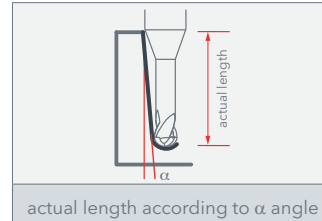
MHCRB2

cylindrical shank, 2 flutes ball nose, extended and reduced neck, miniature, 6 mm. shank



P	M	K	N	S	H
★		★			★

★ 1st choice ★ suitable



D	D Tol.	R	R Tol.	d(h6)	l	l1	d1	L	z	30'	1°	1°30'	2°	3°	EDP No.	Stock
0.5	0/-0.012	0.25	+/-0.005	6	0.5	2	0.45	50	2	2.15	2.22	2.29	2.36	2.52	MHCRB20050206	●
0.5	0/-0.012	0.25	+/-0.005	6	0.5	4	0.45	50	2	4.22	4.35	4.50	4.65	4.98	MHCRB20050406	●
0.6	0/-0.012	0.30	+/-0.005	6	0.5	2	0.55	50	2	2.15	2.21	2.28	2.35	2.50	MHCRB20060206	●
0.6	0/-0.012	0.30	+/-0.005	6	0.5	4	0.55	50	2	4.22	4.35	4.49	4.65	4.97	MHCRB20060406	●
0.6	0/-0.012	0.30	+/-0.005	6	0.5	6	0.55	50	2	6.28	6.49	6.71	6.94	7.44	MHCRB20060606	●
0.8	0/-0.012	0.40	+/-0.005	6	0.8	2	0.75	50	2	2.15	2.21	2.27	2.34	2.48	MHCRB20080206	●
0.8	0/-0.012	0.40	+/-0.005	6	0.8	4	0.75	50	2	4.21	4.34	4.48	4.63	4.95	MHCRB20080406	●
0.8	0/-0.012	0.40	+/-0.005	6	0.8	6	0.75	50	2	6.28	6.48	6.70	6.93	7.42	MHCRB20080606	●
1	0/-0.012	0.50	+/-0.005	6	1	3	0.90	50	2	3.27	3.37	3.47	3.57	3.80	MHCRB20100306	●
1	0/-0.012	0.50	+/-0.005	6	1	6	0.90	50	2	6.37	6.58	6.79	7.02	7.50	MHCRB20100606	●
1	0/-0.012	0.50	+/-0.005	6	1	8	0.90	50	2	8.44	8.71	9.00	9.31	9.97	MHCRB20100806	●
1	0/-0.012	0.50	+/-0.005	6	1	10	0.90	50	2	10.51	10.85	11.22	11.61	12.44	MHCRB20101006	●
1.2	0/-0.012	0.60	+/-0.005	6	1.2	6	1.10	50	2	6.37	6.57	6.78	7.00	7.48	MHCRB20120606	●
1.2	0/-0.012	0.60	+/-0.005	6	1.2	8	1.10	50	2	8.44	8.71	8.99	9.30	9.95	MHCRB20120806	●
1.2	0/-0.012	0.60	+/-0.005	6	1.2	10	1.10	50	2	10.50	10.85	11.21	11.59	12.42	MHCRB20121006	●
1.5	0/-0.012	0.75	+/-0.005	6	1.5	4	1.40	50	2	4.30	4.42	4.55	4.68	4.98	MHCRB20150406	●
1.5	0/-0.012	0.75	+/-0.005	6	1.5	8	1.40	50	2	8.43	8.70	8.98	9.27	9.91	MHCRB20150806	●
1.5	0/-0.012	0.75	+/-0.005	6	1.5	10	1.40	50	2	10.50	10.84	11.19	11.57	12.38	MHCRB20151006	●
1.5	0/-0.012	0.75	+/-0.005	6	1.5	12	1.40	50	2	12.57	12.97	13.41	13.86	14.85	MHCRB20151206	●
1.5	0/-0.012	0.75	+/-0.005	6	1.5	16	1.40	50	2	16.70	17.25	17.84	18.45	19.78	MHCRB20151606	●
2	0/-0.012	1.00	+/-0.005	6	3	6	1.90	50	2	6.36	6.54	6.74	6.94	7.39	MHCRB20200606	●
2	0/-0.012	1.00	+/-0.005	6	3	8	1.90	50	2	8.42	8.68	8.95	9.24	9.86	MHCRB20200806	●
2	0/-0.012	1.00	+/-0.005	6	3	10	1.90	50	2	10.49	10.82	11.17	11.53	12.32	MHCRB20201006	●
2	0/-0.012	1.00	+/-0.005	6	3	12	1.90	50	2	12.56	12.96	13.38	13.83	14.79	MHCRB20201206	●
2	0/-0.012	1.00	+/-0.005	6	3	16	1.90	50	2	16.69	17.23	17.81	18.42	19.73	MHCRB20201606	●
2	0/-0.012	1.00	+/-0.005	6	3	20	1.90	50	2	20.83	21.51	22.24	23.00	24.66	MHCRB20202006	●

INFO

CARBIDE DRILLS

PU-HPU
TA-4HTA
SUH
ALH
HRC
SUH MINI
HL
HSD
C-SD-TA

HSS DRILLS

LFTA
SUTA
HSS-HSS/CO

CARBIDE END-MILLS

G2
MDTA
HF-VH/UP
MEF
ALU
MEX/MH
UH/MH

HSS END-MILLS

CARBIDE BURRS

INFO

MHCRB2

CARBIDE
DRILLS

PU-HPU
TA-4HTA
SUH
ALH
HRC
SUH MINI
HL
HSD
C-SD-TA



HSS
DRILLS

LFTA
SUTA
HSS-HSS/CO

CARBIDE
END-MILLS

G2
MDTA
HF VH/UP
MEF
ALU
MEX/MH
UH/MH

HSS
END-MILLS

CARBIDE
BURRS

Material Group ISO 513				P3 P4 P5 K2 K3	P6 K4 H1 H4 H5	H2	H3			
Hardness/Rm				≤45 HRC				45÷55 HRC	55÷60 HRC	60÷65 HRC
ap x ae				ap x 0.2D				ap x 0.2D	ap x 0.2D	ap x 0.2D
Vc (m/min)				140÷160				110÷130	80÷100	50÷70
D (mm)	l1 (mm)	ap (mm)	D(eff.) (mm)	fz (mm/z)		fz (mm/z)		fz (mm/z)		
0.5	≤ 6D	0.03	0.22	0.020		0.018		0.016		
	≤ 8D	0.02	0.20	0.018		0.015		0.013		
	≤ 10D	0.02	0.18	0.016		0.012		0.010		
0.6	≤ 6D	0.03	0.26	0.022		0.020		0.018		
	≤ 8D	0.03	0.24	0.020		0.016		0.014		
	≤ 10D	0.02	0.22	0.018		0.013		0.011		
0.8	≤ 6D	0.04	0.35	0.025		0.023		0.020		
	≤ 8D	0.03	0.32	0.023		0.018		0.016		
	≤ 10D	0.03	0.29	0.020		0.014		0.013		
1	≤ 6D	0.05	0.44	0.030		0.027		0.024		
	≤ 8D	0.04	0.40	0.027		0.022		0.019		
	≤ 10D	0.04	0.37	0.024		0.017		0.015		
	≤ 12D	0.03	0.33	0.021		0.013		0.012		
	>12D	0.02	0.30	0.018		0.010		0.009		
1.2	≤ 6D	0.06	0.52	0.035		0.032		0.028		
	≤ 8D	0.05	0.48	0.032		0.026		0.023		
	≤ 10D	0.04	0.44	0.028		0.020		0.018		
	≤ 12D	0.03	0.39	0.025		0.015		0.014		
1.5	>12D	0.03	0.36	0.021		0.011		0.010		
	≤ 6D	0.08	0.65	0.045		0.041		0.036		
	≤ 8D	0.06	0.61	0.041		0.033		0.029		
	≤ 10D	0.05	0.55	0.036		0.026		0.023		
2	≤ 12D	0.04	0.49	0.032		0.020		0.018		
	>12D	0.03	0.44	0.027		0.015		0.013		
	≤ 6D	0.10	0.87	0.060		0.054		0.048		
	≤ 8D	0.09	0.81	0.054		0.044		0.039		
	≤ 10D	0.07	0.74	0.048		0.035		0.031		
2	≤ 12D	0.06	0.65	0.042		0.026		0.024		
	>12D	0.05	0.59	0.036		0.019		0.017		
	≥ 15D	0.06	0.06	0.030		0.027		0.024		

	α	n (rpm)	Vf (mm/min)
	45°	x 1.65	x 1.65
	30°	x 1.30	x 1.30
	15°	x 1.15	x 1.15

INFO

MEXCSB2

CARBIDE
DRILLS

PU-HPU
TA-4HTA
SUH
ALH
HRC
SUH MINI
HL
HSD
C-SD-TA



Material Group ISO 513		P2 P3 P4 K1 K2	P4 P5 K3	P6 K4	H1 H4 H5
Hardness/Rm		≤1000 N/mm ²	≤35 HRC	35÷45 HRC	45÷55 HRC
ap x ae		0.05D x 0.2D	0.05D x 0.2D	0.05D x 0.2D	0.05D x 0.2D
Vc (m/min)		120÷160	80÷120	60÷100	50÷70
D (mm)	ap (mm)	fz (mm/z)	fz (mm/z)	fz (mm/z)	fz (mm/z)
1	0.44	0.009	0.008	0.007	0.006
1.5	0.79	0.012	0.011	0.010	0.008
2	1.20	0.012	0.011	0.010	0.008
2.5	1.65	0.015	0.014	0.012	0.011
3	2.14	0.018	0.016	0.014	0.013
4	3.20	0.025	0.023	0.020	0.018
5	4.33	0.032	0.029	0.026	0.022
6	5.50	0.038	0.034	0.030	0.027
8	7.84	0.048	0.043	0.038	0.034
10	10.00	0.057	0.051	0.046	0.040
12	11.76	0.067	0.060	0.054	0.047
14	12.83	0.080	0.072	0.064	0.056
16	12.80	0.095	0.086	0.076	0.067
18	10.80	0.108	0.097	0.086	0.076
20	12.00	0.108	0.097	0.086	0.076

HSS
DRILLS



α	n (rpm)	Vf (mm/min)
15°	x 1.1	x 1.1

LFTA
SUTA
HSS-HSS/CO

CARBIDE
END-MILLS

G2
MDTA
HF VH/UP
MEF
ALU
MEX/MH
UH/MH

HSS
END-MILLS

CARBIDE
BURRS

INFO

MEXCLSB2

CARBIDE
DRILLS

PU-HPU
TA-4HTA
SUH
ALH
HRC
SUH MINI
HL
HSD
C-SD-TA



Material Group ISO 513		P2 P3 P4 K1 K2	P4 P5 K3	P6 K4	H1 H4 H5
Hardness/Rm		≤1000 N/mm ²	≤35 HRC	35÷45 HRC	45÷55 HRC
ap x ae		0.05D x 0.2D	0.05D x 0.2D	0.05D x 0.2D	0.05D x 0.2D
Vc (m/min)		100÷140	80÷120	60÷80	40÷60
D (mm)	ap (mm)	fz (mm/z)	fz (mm/z)	fz (mm/z)	fz (mm/z)
1	0.44	0.015	0.014	0.012	0.011
2	0.87	0.021	0.019	0.017	0.015
3	1.31	0.027	0.024	0.022	0.019
4	1.74	0.037	0.033	0.029	0.026
5	2.18	0.045	0.041	0.036	0.032
6	2.62	0.051	0.046	0.041	0.036
8	3.49	0.060	0.054	0.048	0.042
10	4.36	0.068	0.061	0.054	0.048
12	5.23	0.077	0.069	0.061	0.054
14	6.10	0.089	0.080	0.071	0.062
16	6.97	0.102	0.092	0.082	0.071
18	7.85	0.115	0.103	0.092	0.080
20	8.72	0.132	0.119	0.106	0.092

HSS
DRILLS

LFTA
SUTA
HSS-HSS/CO



α	n (rpm)	Vf (mm/min)
30°	x 0.8	x 0.8
15°	x 0.7	x 0.7
0°	x 0.6	x 0.6

CARBIDE
END-MILLS

G2
MDTA
HF VH/UP
MEF
ALU
MEX/MH
UH/MH

HSS
END-MILLS

CARBIDE
BURRS

INFO

MEX253

CARBIDE
DRILLS

PU-HPU
TA-4HTA
SUH
ALH
HRC
SUH MINI
HL
HSD
C-SD-TA



Material Group ISO 513		P2 P3 P4 K1 K2	P4 P5 K3	P6 K4	H1 H4 H5
Hardness/Rm		≤1000 N/mm ²	≤35 HRC	35÷45 HRC	45÷55 HRC
ap x ae		0.05D x 0.2D	0.05D x 0.2D	0.05D x 0.2D	0.05D x 0.2D
Vc (m/min)		90÷130	60÷100	50÷70	30÷50
D (mm)	ap (mm)	fz (mm/z)	fz (mm/z)	fz (mm/z)	fz (mm/z)
1	0.44	0.015	0.014	0.012	0.011
2	0.87	0.021	0.019	0.017	0.015
3	1.31	0.027	0.024	0.022	0.019
4	1.74	0.037	0.033	0.029	0.026
5	2.18	0.045	0.041	0.036	0.032
6	2.62	0.051	0.046	0.041	0.036
8	3.49	0.060	0.054	0.048	0.042
10	4.36	0.068	0.061	0.054	0.048
12	5.23	0.077	0.069	0.061	0.054
14	6.10	0.089	0.080	0.071	0.062
16	6.97	0.102	0.092	0.082	0.071
18	7.85	0.115	0.103	0.092	0.080
20	8.72	0.132	0.119	0.106	0.092

HSS
DRILLS

LFTA
SUTA
HSS-HSS/CO



α	n (rpm)	Vf (mm/min)
30°	x 0.8	x 0.8
15°	x 0.7	x 0.7
0°	x 0.6	x 0.6

CARBIDE
END-MILLS

G2
MDTA
HF VH/UP
MEF
ALU
MEX/MH
UH/MH

HSS
END-MILLS

CARBIDE
BURRS